

ITEM NO. _____
 PROJECT _____
 LOCATION _____
 DATE _____ QTY. _____



KSSP48-12



KSSP SERIES Sandwich/Salad Prep Units

MODELS

- KSSP27-8 KSSP36-10 KSSP48-12
 KSSP60-16 KSSP72-18



Drop-in section:

- Fans force cold air into this enclosed area keeping stored food items consistently cold
- A stainless steel divider prevents food spillage into the storage area beneath
- Accommodates 6" deep pans (4" standard)

FEATURES

CONSTRUCTION

- Curved corner design creates a stylish appearance and reduces chances of injury in slip-and-fall accidents
- Stainless steel interior and exterior
- Foamed-in-place with low ODP polyurethane insulation
- Standard 9¹/₂" deep reversible cutting board
- Insulated top lid
- Wall thickness: 1.77"
- 6" diameter casters
- Adjustable heavy-duty vinyl-coated shelves
- 1/6 size pans included (two 1/9 size pans and six 1/6 pans included in KSSP27-8)

DOORS

- Self-closing

- Standard door swing configuration:
 - 1-door models hinged right
 - 2-door models.....left hinged left, right hinged right
 - 3-door models.....left hinged left, middle hinged left, right hinged right

- Door width:
 - KSSP27-8 27¹/₄"
 - KSSP36-10 18"
 - KSSP48-12 23⁷/₈"
 - KSSP60-16 30"
 - KSSP72-18 23⁷/₈"

REFRIGERATION

- Self-contained forced air refrigeration system
- Coated evaporator coil
- Refrigerant: R-134a
- Temperature range: 32° to 40°F (0° to 4°C)

WARRANTY

- **Standard limited three year parts and labor**
- **Additional two year coverage on compressor part**

OPTIONS

- Single or double overshef



- Refrigerated drawers (excluding KSSP36-10)



BID SPECIFICATIONS

Item no. KSSP_____. Provide _____ Sandwich/Salad Prep Unit(s), Kool Star model no. KSSP_____.

Prep unit will feature rounded corner construction with stainless steel interior

and exterior.

The refrigeration system will be bottom mounted and self-contained. Refrigerant will be R-134a. The temperature range will be 32° to 40°F (0° to 4°C).

Prep unit to have standard limited three year parts and labor with additional two year coverage on compressor part.

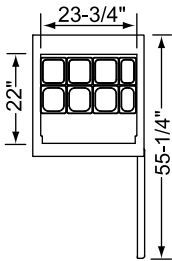
Prep unit to be UL, C-UL and ETL Sanitation listed.



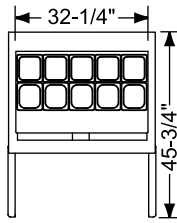
TECHNICAL SPECIFICATIONS

MODEL	DIMENSIONS (in.)			DIMENSIONS (mm)			VOLTS	AMPS	UNIT H.P.	NO. OF DOORS	NO. OF SHELVES	NO. OF PANS	CAP. CU. FT.	SHIP CU. FT.	SHIP WT. (LB/KG)
	L	D	H*	L	D	H*									
KSSP27-8	27 ¹ / ₂	30	42 ¹ / ₂	699	762	1080	115	3.2	1/5	1	1	(6) 1/6, (2) 1/9	6.8	24.9	212/96
KSSP36-10	36 ³ / ₈	30	42 ¹ / ₂	924	762	1080	115	3.6	1/5	2	2	(10) 1/6	9.4	31.4	268/122
KSSP48-12	48 ¹ / ₄	30	42 ¹ / ₂	1226	762	1080	115	7.9	3/8	2	2	(12) 1/6	12.7	42.5	304/138
KSSP60-16	60 ³ / ₈	30	42 ¹ / ₂	1534	762	1080	115	7.9	3/8	2	2	(16) 1/6	16.0	52.4	344/156
KSSP72-18	72 ³ / ₈	30	42 ¹ / ₂	1838	762	1080	115	9.9	3/8	3	3	(18) 1/6	19.6	61.8	384/175

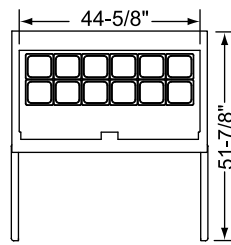
*Height includes casters.



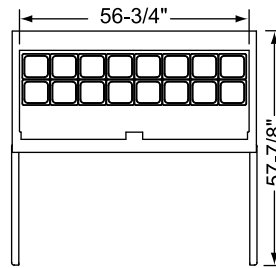
KSSP27-8
PLAN VIEW



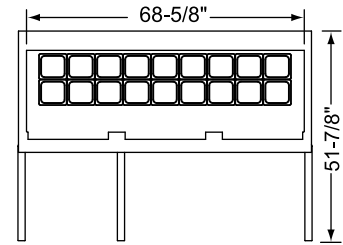
KSSP36-10
PLAN VIEW



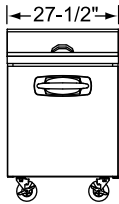
KSSP48-12
PLAN VIEW




KSSP60-16
PLAN VIEW



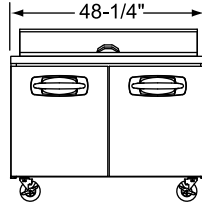
KSSP72-18
PLAN VIEW



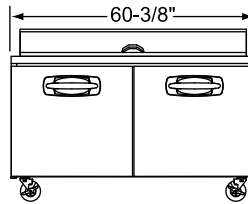
KSSP27-8
ELEVATION
VIEW



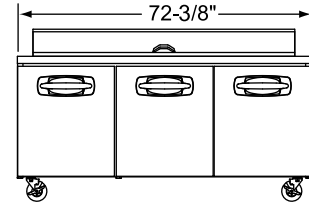
KSSP36-10
ELEVATION
VIEW



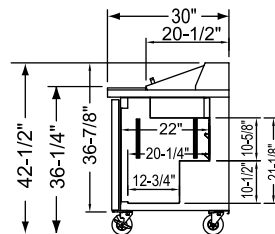
KSSP48-12
ELEVATION
VIEW



KSSP60-16
ELEVATION
VIEW



KSSP72-18
ELEVATION
VIEW



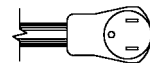
ALL MODELS
SIDE VIEW

LISTINGS

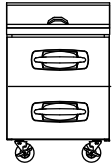


HOOKUP

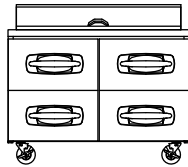
All models via plug in, 9 foot long flexible three wire 14/3 cord with molded plug.



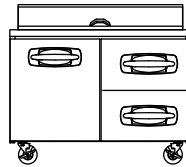
NEMA 5-15P

OPTIONAL REFRIGERATED DRAWER CONFIGURATIONS (Not available on KSSMP36-15 model)


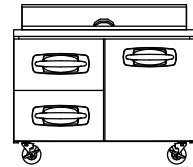
KSSP27-8-001



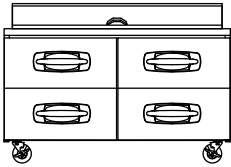
KSSP48-12-001



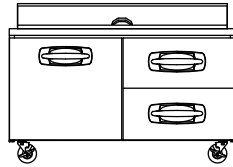
KSSP48-12-002



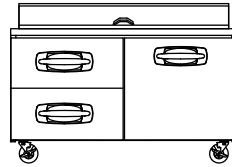
KSSP48-12-003



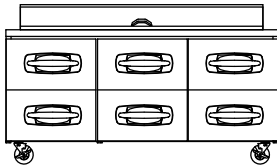
KSSP60-16-001



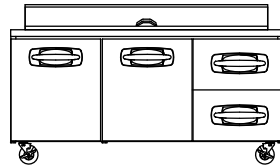
KSSP60-16-002



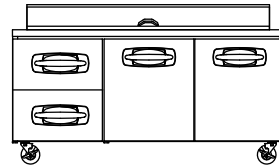
KSSP60-16-003



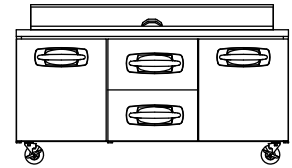
KSSP72-18-001



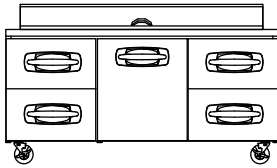
KSSP72-18-002



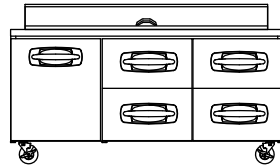
KSSP72-18-003



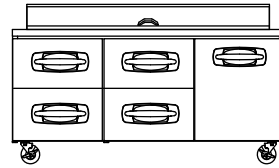
KSSP72-18-004



KSSP72-18-005



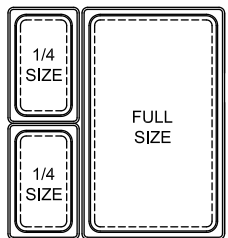
KSSP72-18-006



KSSP72-18-007

PAN CONFIGURATIONS FOR REFRIGERATED DRAWERS (Not available on KSSMP36-15 model)

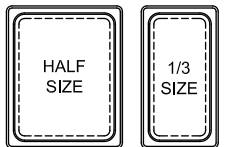
KSSP27, KSSMP27 & KSUR27



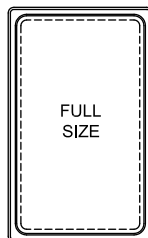
DRAWER FRONT



TOP DRAWER



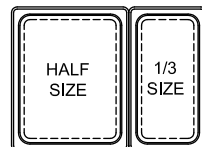
BOTTOM DRAWER

 KSSP48, KSSMP48 & KSUR48
& KSSP72, KSSMP72, MBUR72


DRAWER FRONT

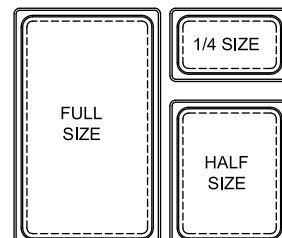


TOP DRAWER



BOTTOM DRAWER

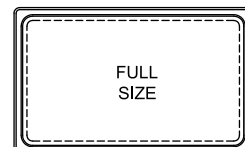
KSSP60, KSSMP60 & KSUR60



DRAWER FRONT

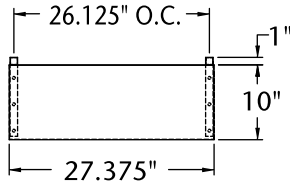


TOP DRAWER

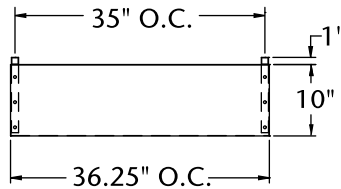


BOTTOM DRAWER

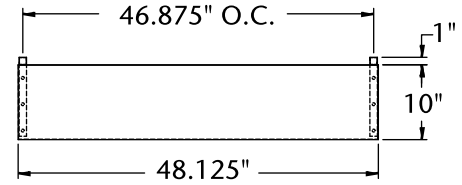
*U.S. size pans, pans provided by others. Drawers accept up to 6-inch deep pans.

OPTIONAL OVERSHELF SPECIFICATIONS


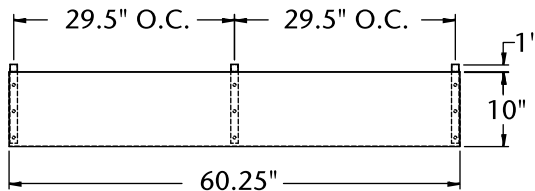
PLAN VIEW
KSSP27, KSSMP27,
KSUR/KSUF27



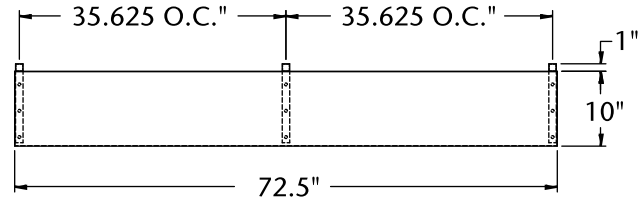
PLAN VIEW
KSSP36, KSSMP36,
KSUR36



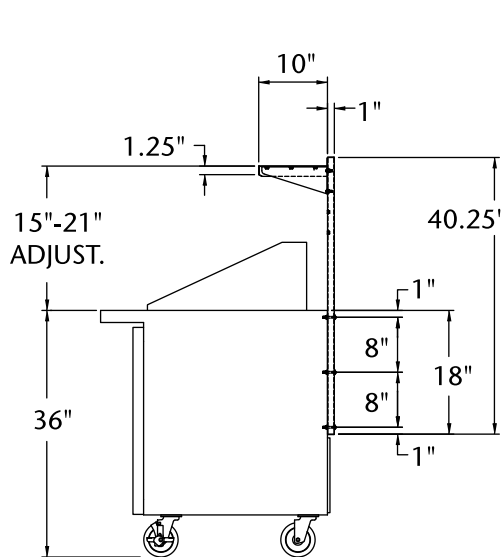
PLAN VIEW
KSSP48, KSSMP48,
KSUR/KSUF48



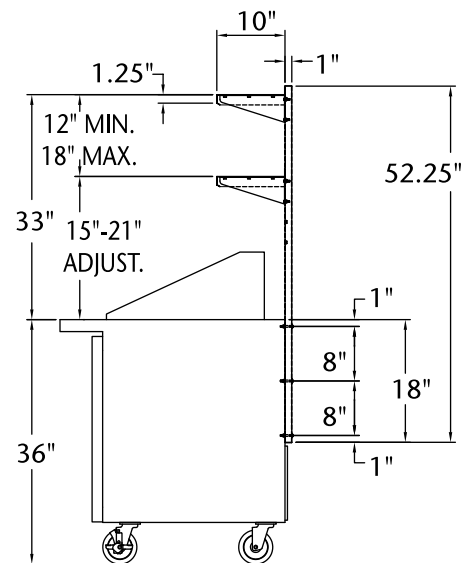
PLAN VIEW
KSSP60, KSSMP60, KSUR/KSUF60



PLAN VIEW
KSSP72, KSSMP72, KSUR72



SINGLE SHELF SIDE VIEW



DOUBLE SHELF SIDE VIEW

NOTE: Cabinet designed for optimum performance in air-conditioned area at 75°F ambient and 55% relative humidity.
All specifications subject to change without notice.