

Item # \_\_\_\_\_

Quantity \_\_\_\_\_

# Tray Drying Racks


## Stainless Steel



Model 868

### Dry, Transport and Store Up To 80 Trays

- Rugged all-welded frame of angle stainless steel
- Removable tray racks with efficient drainage
- Support shelves include perforated drain holes
- Accommodates 14" x 18", 15" x 20", and 16 x 22" trays
- Rolls easily on 5" non-marking swivel casters
- Corner mount stem casters provide upright stability



Removable Tray Holder

### Specifications:

Shall be Lakeside Model (#867, #868) and shall be of welded stainless steel construction. Unit shall feature welded frame of 11-gauge 1" x 1" angle. Four each solid shelves shall be of 14-gauge stainless steel with holes for drainage and shall accommodate two or three removable stainless steel tray holders. Tray holders shall have vertical 18-gauge stainless steel tray support fins and shall have an 18-gauge slanted 'V' base with center holes to provide water drainage. Unit shall accommodate 14" x 18", 15" x 20" or 16" x 22" trays up to 2½" thick. Casters shall be corner stem-mount, all-swivel, with 5" non-marking cushion tread wheels.

**LAKESIDE**<sup>®</sup>  
MOVING FOODSERVICE FORWARD™

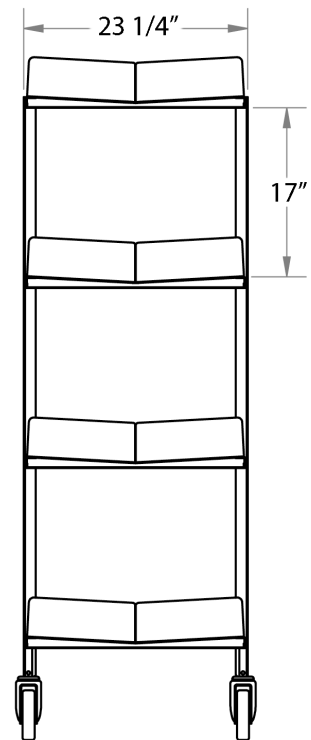
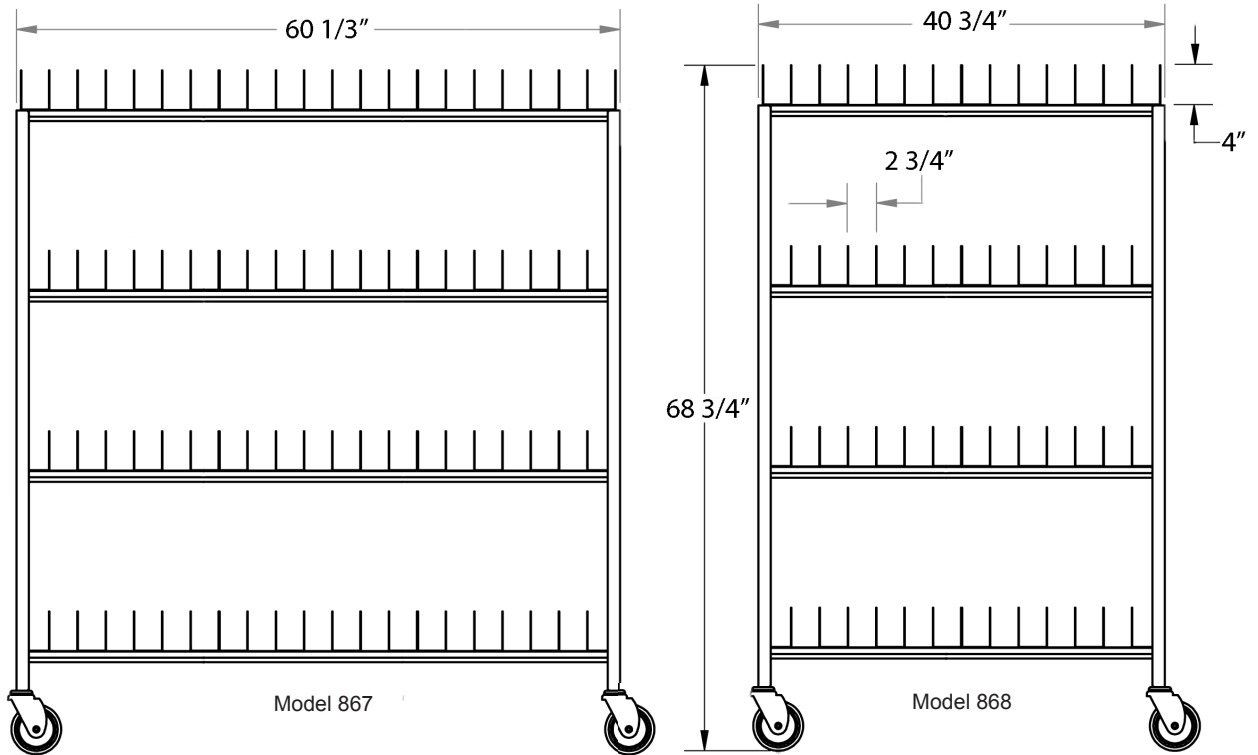
Lakeside Manufacturing, Inc.  
4900 West Electric Avenue • West Milwaukee, WI 53219 U.S.A.  
800-558-8565 • 414-902-6400 • Fax 414-902-6446 • www.eLakeside.com

# Tray Drying Racks

## Stainless Steel

Spec. #

AIA #



**Dimensions:**

Model	Overall Size			Tray Capacity	Casters		Case Wt. Lbs.
	W	D	H		Type	Dia.	
867	60 1/3" (1532)	23 1/4" (591)	68 3/4" (1746)	80 Ea.	All Swivel Stem	5" (127)	440 (198 kg)
868	40 3/4" (1035)	23 1/4" (591)	68 3/4" (1746)	56 Ea.	All Swivel Stem	5" (127)	320 (144 kg)

*Dimensions in ( ) denote metric millimeters, unless otherwise noted.*

**Options:**

- Corner bumpers



Lakeside Manufacturing, Inc.  
 4900 West Electric Avenue • West Milwaukee, WI 53219 U.S.A.  
 800-558-8565 • 414-902-6400 • Fax 414-902-6446 • www.eLakeside.com