

Tray Delivery Carts

Stainless Steel



Model DCD-5502

Benefits


- Accommodates 14" x 18" or 15" x 20" size meal trays
- Designed for smaller, more frequent meal deliveries

Features

- Cart body and removable stainless steel ledge panels are easily cleaned and sanitized
- Compartment floor drain facilitates interior cleaning
- Top rails on three sides
- Unique top latch rotational door catch assures positive door closure and convenient one-hand operation.

Castors

- Heavy-duty 6" or 8" diameter with 2" wide rounded cushion-tread for quiet, easy movement on hard or carpeted floors

Rotational Top-Mount
Door LatchConductive
Anti-Static StrapCreased Floor
With Drain

Specifications:

Unit shall be of stainless steel welded and riveted construction to accommodate 14" x 18" or 15" x 20" trays. Material thickness shall be of 16-gauge for top and floor/base, 18-gauge for sides and back. Door shall be of 20-gauge insulated double-pan design, and shall be mounted to unit frame with two each 3" (76 mm) heavy-duty stainless steel hinges. Hinges shall be welded to door and unit frame. Door shall swing 270° to provide full access to tray compartment, and shall be easily removable by lifting off of hinges. Doors shall be held in fully open position by magnets imbedded beneath cabinet and door surfaces. Door latch shall be top-mount rotational design to prevent inadvertent opening during transit. Tray ledges shall be 18 gauge stainless steel angle, welded to an 18 gauge stainless steel frame panel. Ledge panels shall accommodate both 14" x 18" or 15" x 20" trays, and shall be removable for easy cleaning, but fastened to compartment to prevent noise from vibration. Tray compartment shall have vents on end panels and shall have perforated center floor drain(s). Unit base shall have 1 1/4" (32 mm) thick extruded PVC rounded corner bumpers or full-perimeter bumper, and shall have an anti-static conductive strap fastened to underside. Unit shall have four each extra-load plate type casters, two fixed and two swivel, mounted to a 14-gauge stainless steel dolly on unit base. Swivel casters shall have shielded ball bearing races and zerk fittings for lubrication of bearings. Caster wheels shall be 6" (152 mm) or 8" (203 mm), diameter with 2" (51 mm) wide, non-marking, rounded cushion tread, 2 ea. with brake. Unit shall be NSF listed.

Spec. # _____

AIA # _____



Lakeside Manufacturing, Inc.

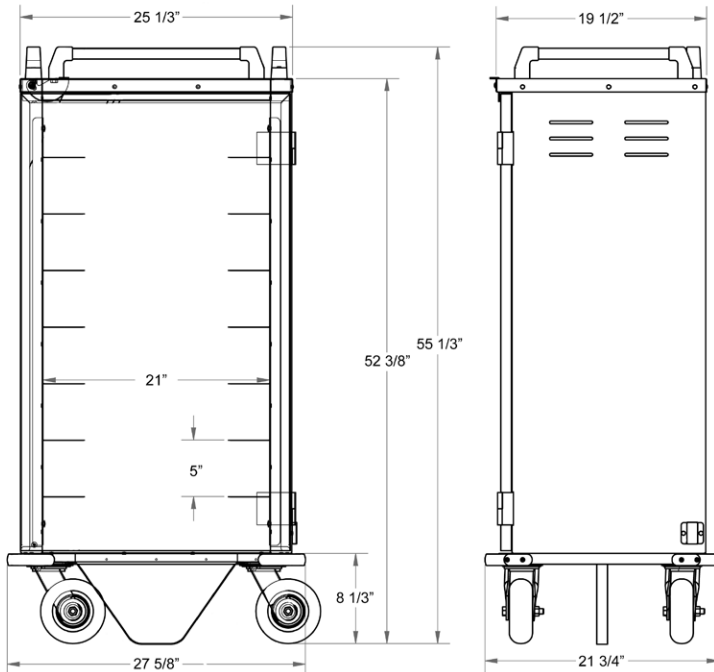
4900 West Electric Avenue • West Milwaukee, WI 53219 U.S.A.

800-558-8565 • 414-902-6400 • Fax 414-902-6446 • www.eLakeside.com

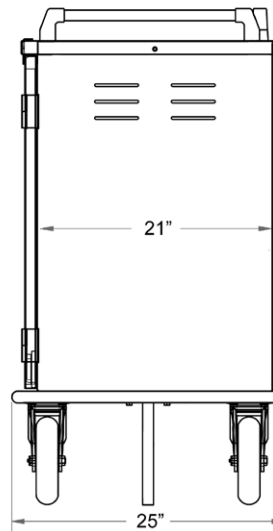
Tray Delivery Carts

Stainless Steel

Spec. #



Model DCD-5502



Model DCD-5510/14

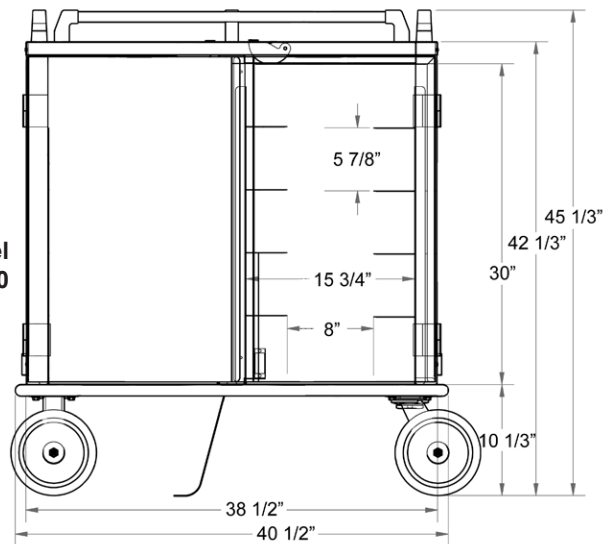


Removable
Ledge Panels



Model DCD-5502

**Model
DCD-5510**



Product Information:

Model	Overall Size			Bumper	Tray Capacity	# Of Compartments	Ledge Spacing	Casters		Case Wt. Lbs.
	W	L	H					Type	Dia.	
DCD-5502	21 3/4" (552)	27 5/8" 702	55 1/3" 1405)	Bottom Corner	8 Ea.	1	5" (127)	2 Ea. Swivel 2 Ea. Fixed	6" (152)	190 (86.4 kg)
DCD-5506	22 1/2" (572)	25 1/2" 648	54 1/2" 1384)	Bottom Corner	8 Ea.	1	5" (127)	2 Ea. Swivel 2 Ea. Fixed	6" (152)	190 (86.4 kg)
DCD-5510	25" (635)	40 1/2" 1029	45 1/3" 1151)	Full Perimeter	10 Ea.	2	5 7/8" (149)	2 Ea. Swivel 2 Ea. Fixed	8" (203)	225 (101.4 kg)
DCD-5514	25" (635)	40 1/2" 1029	57" 1448)	Full Perimeter	14 Ea.	2	5 7/8" (149)	2 Ea. Swivel 2 Ea. Fixed	8" (203)	240 (108.9 kg)

Dimensions in () denote metric millimeters, unless otherwise noted.



Lakeside Manufacturing, Inc.

4900 West Electric Avenue • West Milwaukee, WI 53219 U.S.A.

800-558-8565 • 414-902-6400 • Fax 414-902-6446 • www.eLakeside.com

AIA #