



RF-0644 Flake Ice Machine

Model

RF-0644



Model RF-0644
Flake Ice Machine

Standard Features

- Up to 688 lbs. (312 kgs) daily flake ice production.
- 120 lbs. (54 kgs) ice storage capacity.
- High load capacity bearings for enhanced reliability.
- Heavy duty stainless steel cabinet resists corrosion.
- Easy access door, slides up & out of the way.

Warranty

- 3-year Parts
- 2-year Labor
- Compressor parts for 5 years and labor for 2 years.

Standard Equipment

Ice Scoop, 6" Bin Legs, Alternate Low Profile Legs Standard Legs Adjustable from 4-1/2" to 6" Low Profile Non-Adjustable 1/4"

Ice Machine Electric

- 115/60/1. (230/50/1 also available.) 115/60/1 ice machines are factory pre-wired with a 6' (180 cm) power cord and NEMA 5-15P plug configuration.
- 230/50/1 ice machines are factory pre-wired with a 6' (180 cm) bare lead power cord.

Total ampacity:

Air-cooled: 13.5 amps.

Maximum fuse size:

Air-cooled: 25 amps.

HACR-type circuit breakers can be used in place of fuses

Specifications

Condenser Heat of Rejection (BTU per hour):

10,250 (average)

Compressor:

Nominal rating: 1 HP

Refrigerant:


R-404A

Operating Limits:

- Ambient Temperature Range: 50°-110°F (10°-43°C)
- Water Temperature Range: 37°-90°F (3°-32°C)
- Water Pressure Ice Maker Water In: Min. 14 psi (96.5 kPa) Max. 80 psi (551.6 kPa)

Ice Shape

Flake ice is small hard bits of ice ideally suited for presentation applications.



Ice shown actual size

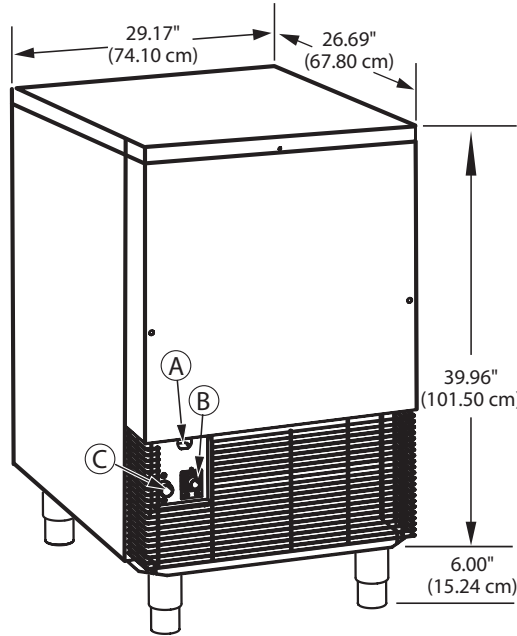




RF-0644 Flake Ice Machine

RF-0644

- (A) Electrical Entrance
- (B) 3/8" (0.95 cm) N.P.T. Ice Making Water Inlet
- (C) 1/2" (1.27 cm) N.P.T. Ice Making Water Outlet



Installation Note
 Minimum installation clearance:
 Sides: 2" (5.1 cm), back: 5" (12.70 cm).

Ice Making and Bin in One

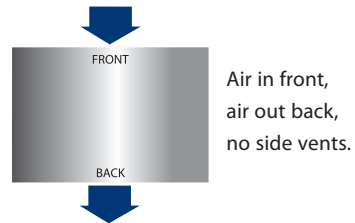


RF-0644

Height	39.96" 101.50 cm
Width	29.17" 74.10 cm
Depth	26.69" 67.80 cm
Bin Storage	120 lbs. 54 kgs

Height includes adjustable bin legs 4.50" to 6.00",
 11.43 cm to 15.24 cm set at 6.00" (15.24 cm).

Air Flow Overhead View



Air-cooled Ice Machine	Model	Ice Shape	Ice Production 24 Hours		Power kWh/100 lbs @ 90°Air/70°F	Potable Water Usage (100 lbs./45.4 kgs of Ice)	Bin Storage Capacity
			70°Air/50°F Water	90°Air/70°F Water			
			RF-0644A	Flake			

"A" following model number indicates "Air" condensing unit.