



MBSP48-12



MBSP SERIES

Sandwich/Salad Prep Units

MODELS

- MBSP27-8 MBSP36-10 MBSP48-12
 MBSP60-16 MBSP72-18



Drop-in section:

- Fans force cold air into this enclosed area keeping stored food items consistently cold
- A stainless steel divider prevents food spillage into the storage area beneath
- Accommodates 6" deep pans (4" standard)

FEATURES

CONSTRUCTION

- Curved corner design creates a stylish appearance and reduces chances of injury in slip-and-fall accidents
- Stainless steel interior and exterior
- Foamed-in-place with low ODP polyurethane insulation
- Standard 9 1/2" deep reversible cutting board
- Insulated top lid
- Wall thickness: 1.77"
- 6" diameter casters
- Adjustable heavy-duty vinyl-coated shelves
- 1/6 size pans included (two 1/9 size pans and six 1/6 pans included in MBSP27-8)

DOORS

- Self-closing
- Standard door swing configuration:

- 1-door models hinged right
- 2-door models.....left hinged left, right hinged right
- 3-door models.....left hinged left, middle hinged left, right hinged right

Door width:

- MBSP27-8..... 27 1/4"
- MBSP36-10..... 18"
- MBSP48-12..... 23 7/8"
- MBSP60-16..... 30"
- MBSP72-18..... 23 7/8"

REFRIGERATION

- Self-contained forced air refrigeration system
- Coated evaporator coil
- Refrigerant: R-134a
- Temperature range: 32° to 40°F (0° to 4°C)

WARRANTY

- **Standard limited three year parts and labor**
- **Additional two year coverage on compressor part**

OPTIONS

- Single or double overshef



- Refrigerated drawers (excluding MBSP36-10)



BID SPECIFICATIONS

Item no. MBSP_____. Provide _____ Sandwich/Salad Prep Unit(s), Master-Bilt model no. MBSP_____.

Prep unit will feature rounded corner construction with stainless steel interior

and exterior.

The refrigeration system will be bottom mounted and self-contained. Refrigerant will be R-134a. The temperature range will be 32° to 40°F (0° to 4° C).

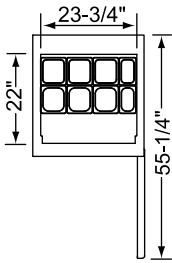
Prep unit to have standard limited three year parts and labor with additional two year coverage on compressor part.

Prep unit to be UL, C-UL and ETL Sanitation listed.

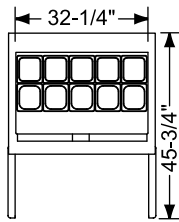
TECHNICAL SPECIFICATIONS

MODEL	DIMENSIONS (in.)			DIMENSIONS (mm)			VOLTS	AMPS	UNIT H.P.	NO. OF DOORS	NO. OF SHELVES	NO. OF PANS	CAP. CU. FT.	SHIP CU. FT.	SHIP WT. (LB/KG)
	L	D	H*	L	D	H*									
MBSP27-8	27 ¹ / ₂	30	42 ¹ / ₂	699	762	1080	115	3.2	1/5	1	1	(6) 1/6, (2) 1/9	6.8	24.9	212/96
MBSP36-10	36 ³ / ₈	30	42 ¹ / ₂	924	762	1080	115	3.6	1/5	2	2	(10) 1/6	9.4	31.4	268/122
MBSP48-12	48 ¹ / ₄	30	42 ¹ / ₂	1226	762	1080	115	7.9	3/8	2	2	(12) 1/6	12.7	42.5	304/138
MBSP60-16	60 ³ / ₈	30	42 ¹ / ₂	1534	762	1080	115	7.9	3/8	2	2	(16) 1/6	16.0	52.4	344/156
MBSP72-18	72 ³ / ₈	30	42 ¹ / ₂	1838	762	1080	115	9.9	3/8	3	3	(18) 1/6	19.6	61.8	384/175

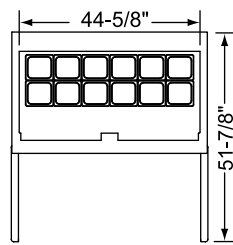
*Height includes casters.



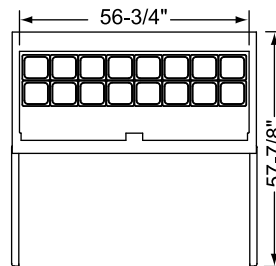
MBSP27-8
PLAN VIEW



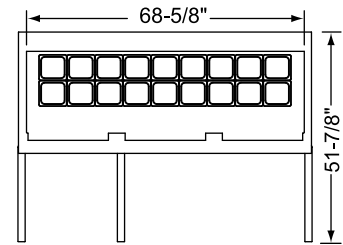
MBSP36-10
PLAN VIEW



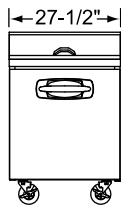
MBSP48-12
PLAN VIEW




MBSP60-16
PLAN VIEW



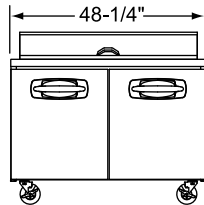
MBSP72-18
PLAN VIEW



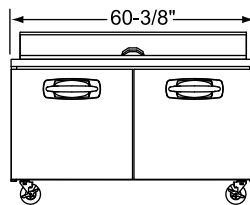
MBSP27-8
ELEVATION VIEW



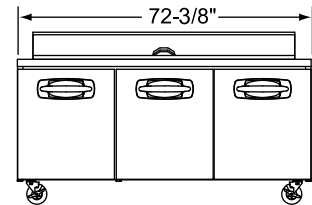
MBSP36-10
ELEVATION VIEW



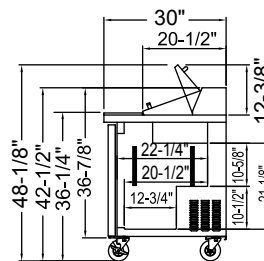
MBSP48-12
ELEVATION VIEW



MBSP60-16
ELEVATION VIEW



MBSP72-18
ELEVATION VIEW



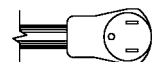
ALL MODELS
SIDE VIEW

LISTINGS



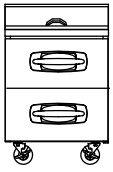
HOOKUP

All models via plug in, 9 foot long flexible three wire 14/3 cord with molded plug.

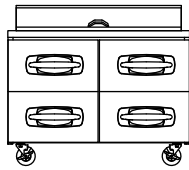


NEMA 5-15P

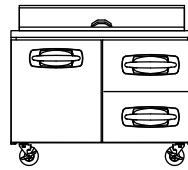
OPTIONAL REFRIGERATED DRAWER CONFIGURATIONS (Not available on MBSP36-10 model)



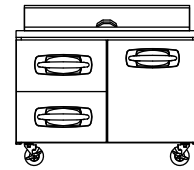
MBSP27-8-001



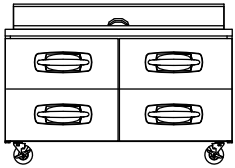
MBSP48-12-001



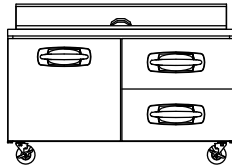
MBSP48-12-002



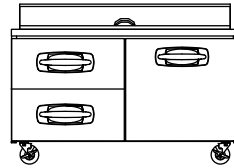
MBSP48-12-003



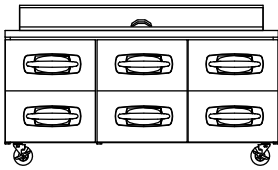
MBSP60-16-001



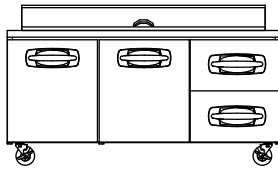
MBSP60-16-002



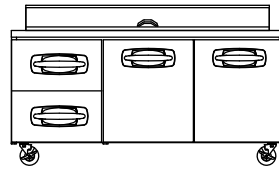
MBSP60-16-003



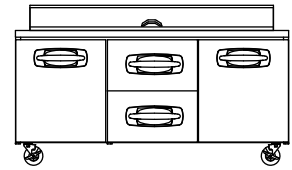
MBSP72-18-001



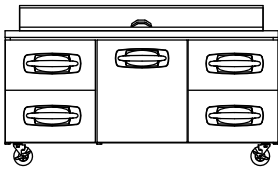
MBSP72-18-002



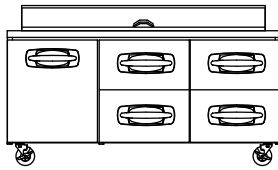
MBSP72-18-003



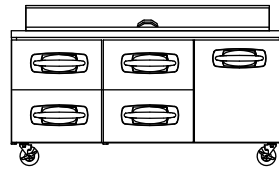
MBSP72-18-004



MBSP72-18-005



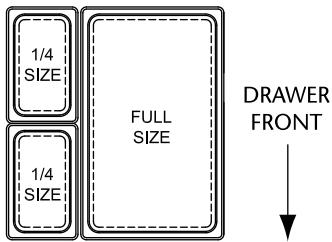
MBSP72-18-006



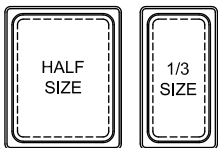
MBSP72-18-007

PAN CONFIGURATIONS FOR REFRIGERATED DRAWERS (Not available on MBSP36-10 model)

MBSP27, MBSMP27 & MBUR27

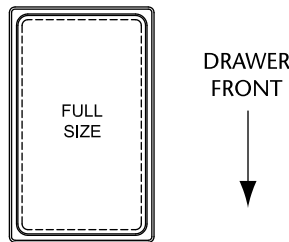


TOP DRAWER

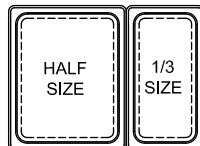


BOTTOM DRAWER

MBSP48, MBSMP48, MBUR48 & MBSP72, MBSMP72, MBUR72

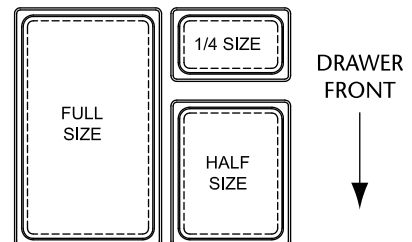


TOP DRAWER

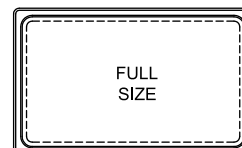


BOTTOM DRAWER

MBSP60, MBSMP60 & MBUR60



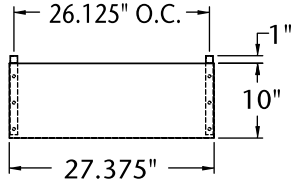
TOP DRAWER



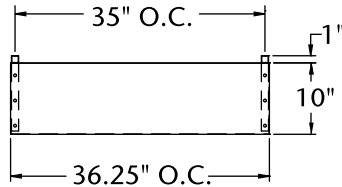
BOTTOM DRAWER

*U.S. size pans, pans provided by others. Drawers accept up to 6-inch deep pans.

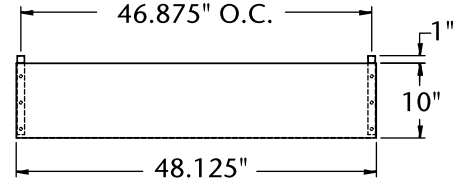
OPTIONAL OVERSHELF SPECIFICATIONS



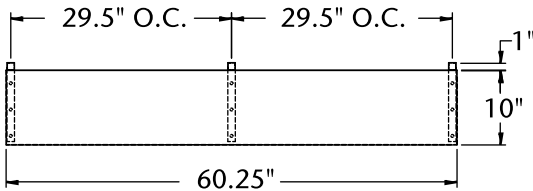
PLAN VIEW
MBSP27, MBSMP27,
MBUR/MBUF27



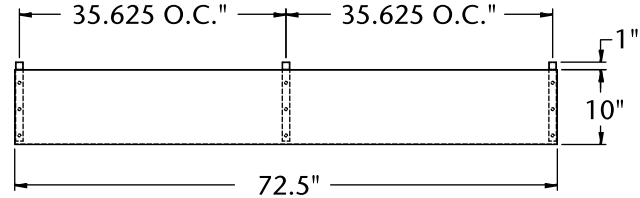
PLAN VIEW
MBSP36, MBSMP36,
MBUR36



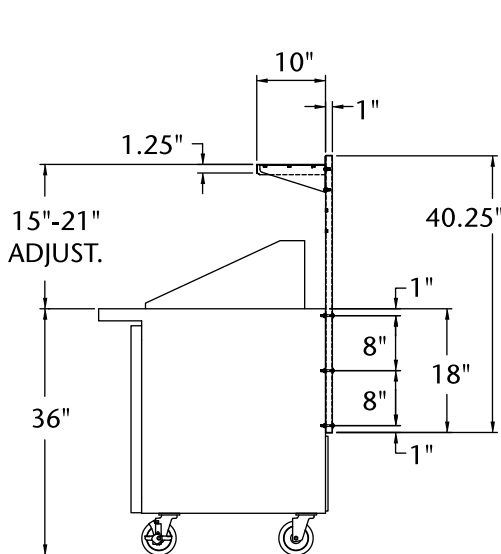
PLAN VIEW
MBSP48, MBSMP48,
MBUR/MBUF48



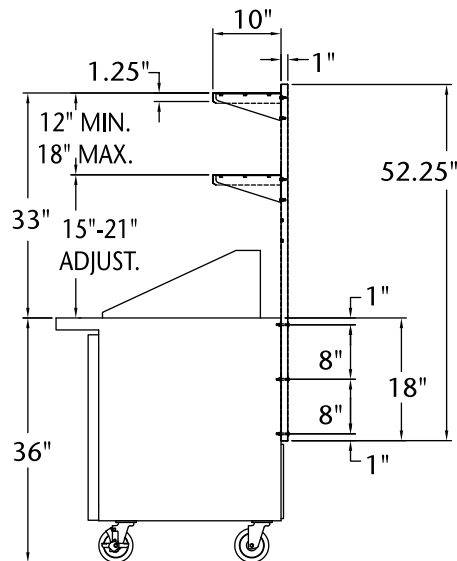
PLAN VIEW
MBSP60, MBSMP60, MBUR/MBUF60



PLAN VIEW
MBSP72, MBSMP72, MBUR72



SINGLE SHELF SIDE VIEW



DOUBLE SHELF SIDE VIEW

NOTE: Cabinet designed for optimum performance in air-conditioned area at 75°F ambient and 55% relative humidity. All specifications subject to change without notice.