



Item No. _____

Project _____

Quantity _____

VECTAIRE™ Double Deck, Full-Size Standard Depth Electric Convection Ovens

2EK12A Series



Model 2EK12A

SHORT/BID SPECIFICATION

Convection oven shall be Montague **Vectaire** full-size, double deck electric Model:

- ☐ **2EK12A** (three 3.744-kW heating elements grouped in one set) — **standard depth 12-kW** units with 6" (152mm) stainless steel legs ...with Vectaire stainless steel heat exchanger; a porcelainized steel oven interiors with one-speed [bakery] or two-speed [standard] fan, nine rack positions, five bright nickel racks with rack stops and no-tip guides standard; ball bearing mounted 50-50 split doors with double pane viewing windows, plus all the features listed and options/accessories checked:

OVEN INTERIOR CONSTRUCTION [EACH DECK]:

- Porcelainized steel cooking compartment
- Nine-position bright nickel rack guides
- Five bright nickel pan racks, with rack-stop and no-tip guides standard
- Two covered interior lights
- 4" (102mm) of insulation compressed to 2" (51mm) with metal sheathing

HEATING ELEMENTS & BLOWER SYSTEM [EACH DECK]:

- Three 3.744-kW heating elements grouped in one set
- Blower with 1/2-horsepower two-speed motor

MODEL-PAN/RACK GUIDE (For Each Deck):

✓	Model No.	Oven Depth	Racks/Positions	Rack Spacing	
				5-racks	9-racks
	2EK12A	Standard	5/9	3-3/8" (86mm)	1-1/2" (38mm)

EXTERIOR CONSTRUCTION FEATURES:

- Satin finish stainless steel front, sides and top
- Black painted back panel
- Ball bearing mounted 50-50 double doors
- Double pane thermal viewing windows
- Tubular grab-bar handle with insulated comfort grip
- Durable, adjustable door gasket
- 6" (152mm) height adjustable stainless steel legs

CONTROL FEATURES (EACH DECK):

- Power/fan control
- Automatic fan cutoff when door is opened (except in cool-down)
- Power indicator light
- Momentary-ON interior light switch
- Snap-action electric thermostat with 200-500°F (93-260°C) range
- Burner indicator light
- 60-minute electric countdown timer with alarm
- Moisture vent

AGENCY APPROVALS

- NSF Listed
- UL Listed (ANSI/UL-197)



VC0-18 [Rev. 1/13]

VECTAIRE™ Double Deck, Full-Size, Standard Depth Electric Convection Ovens

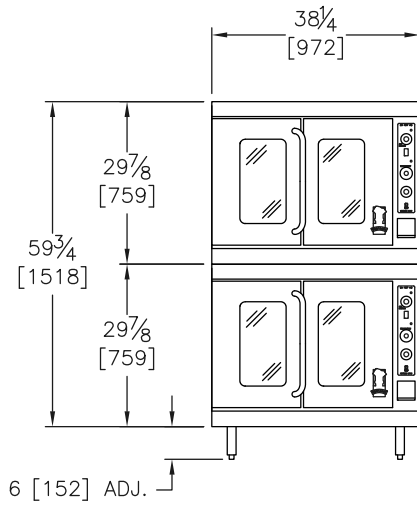
2EK12A

Item No. _____

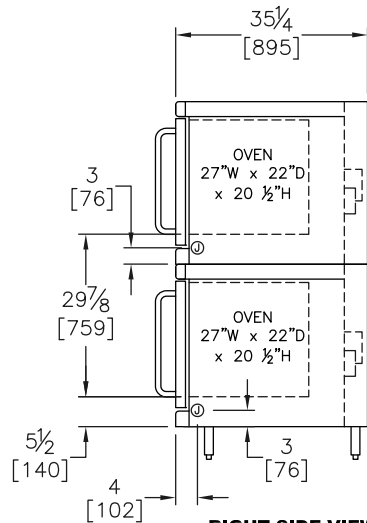
Project _____

Quantity _____

Dimensions in brackets are millimeters

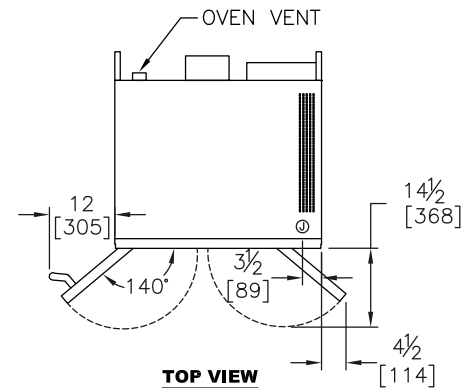


FRONT VIEW



RIGHT SIDE VIEW

⊙ DENOTES 1" DIA. KNOCKOUT FOR FIELD SUPPLY CONNECTION



TOP VIEW

OPTIONS GUIDE:

Installation Alternatives:

- Casters [Set of four]:
 - ☐ 3-1/2" (89mm)
 - ☐ Casters [Set of four 5" (127mm) plate casters]

Controls & Motor Alternatives:

- ☐ Two speed fan motor
- ☐ 1" (25mm) Toe Base for curb mounting

Finish:

- ☐ Full stainless steel oven interiors [-ASC suffix]
- ☐ Stainless steel louvered back panel

Electric, Controls & Motor Alternatives:

- ☐ Solid state thermostat

Racks & Security:

- ☐ Stainless steel drip trays: _____ ea.
- ☐ Extra Racks: _____ ea. std.; _____ ea. heavy duty
- ☐ 11-position rack guides [set of four]
- ☐ Solid Doors [in place of windows]
- ☐ Security Options [Consult Factory]

INSTALLATION REQUIREMENTS & SHIPPING INFORMATION

- Oven must be installed in accordance with local codes or in their absence with the National Electric Code: ANSI/NFPA 70. Compliance with codes is the responsibility of the Owner and Installer.
- Each oven deck requires a separate electric power connection. 1" (25mm) knockout provided.
- An adequate ventilation system is required. Refer to National Fire Protection Association Standard No. 96, "Vapor Removal from Cooking Equipment."
- This appliance is intended for commercial use by professionally trained personnel. NOT intended for Residential Use.

Minimum Clearances	Combustible Construction	Noncombustible Construction
From Back Wall	0"	0"
Left & Right Side	0"	0"
Unit must be mounted on legs or casters.		

Electric Requirements [For Each Deck]*

Voltage	Phase	Hz	Total kW	Nominal AMP/Line 2EK12A			Minimum Circuit Capacity 2EK12A
			2EK12A	L1	L2	L3	
208	1	60	12.00	57			72
240	1	60	12.00	50			63
208	3	60	12.00	34	34	34	34
240	3	60	12.00	30	30	30	30
480	3	60	12.00	17	17	17	17

*Other Voltage/Hz models available. Contact factory.

Shipping Information:

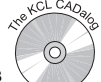
Models	Weight	Shipping Class	Cube (Crated) ft ³ /m ³
2EK12A	830 lbs (376 kg)	70	2 x 37/1
Entry clearance 30" (762mm) uncrated			

Due to continuous product improvements, specifications are subject to change without notice.



THE MONTAGUE COMPANY

1830 Stearman Avenue, Hayward, CA 94545
800 345-1830 • Fax: 510 785-3342
www.montaguecompany.com



VC0-18 [Rev. 1/13]