




PROJECT _____
 ITEM # _____
 QUANTITY _____



SEAMLESS INNER TANK
 Corrosion resistant • easy cleaning round edge • hygienic design & construction



AX-GPC-1

AX-GPC-2

* Optional baskets shown. Baskets 116-0090 included.

Our pasta cookers are among the industry's most reliable and trusted equipment with highly efficient burners and a variety of basket configurations. They can be used to cook fresh or dry pasta or just to rethermalize.

GAS PASTA COOKER - STANDARD FEATURES

- ★ All heavy-duty stainless steel construction
- ★ One piece deep drawn inner tank for ease of maintenance
- ★ Inner tank of AISI 316 stainless steel is corrosion-resistant from the effects of salt water
- ★ Piezo-electric burner ignition
- ★ Safety thermocouple shutoff
- ★ Individual controls for gas, water & drain on double tank unit
- ★ Easy access manual water fill control on front panel
- ★ Starch skimming drain
- ★ Overflow area safeguards against accidental overflow
- ★ High efficiency burner technology shortens cook times by concentrating greater heat at the rear, creating a convective flow of water, eliminating the need for stirring
- ★ Stainless steel mesh baskets with ergonomic positioned handles (6 per tank)
- ★ Front drain tray
- ★ 1" full port drain valve
- ★ 6" adjustable stainless steel legs
- ★ Propane gas converter kit

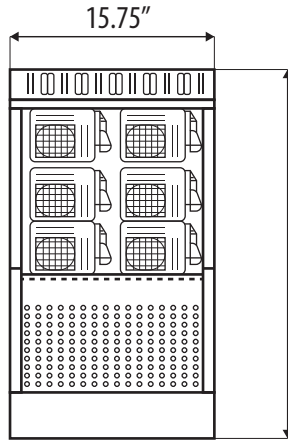
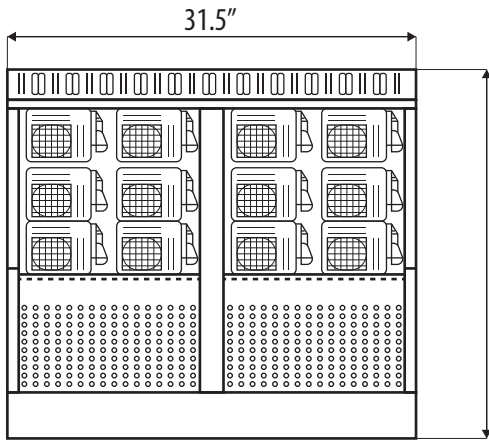
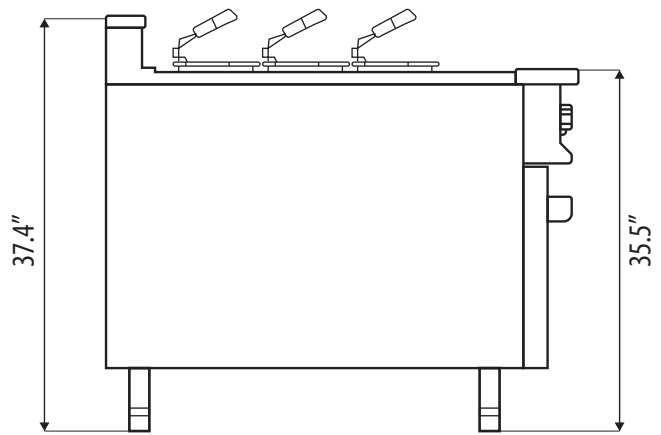


AXIS SINGLE & DOUBLE GAS PASTA COOKER



Tel.: 514.737.9701 / Toll Free: 888.275.4538
 Fax: 514.342.3854 / Toll Free: 877.453.8832
 sales@mvpgroupcorp.com • www.mvpgroupcorp.com



TECHNICAL DRAWINGS

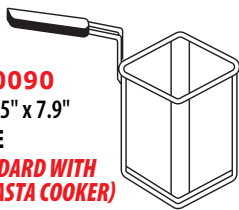


OPTIONAL ACCESSORIES (both models)

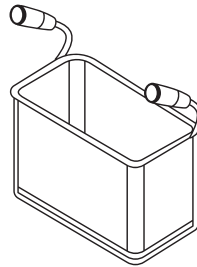
- ★ Assorted baskets - see below
- ★ Tank cover(s)
- ★ Drain water tempering kit
- ★ Casters
- ★ Pressure regulator (*Specify NG or LP*)

AVAILABLE BASKETS:

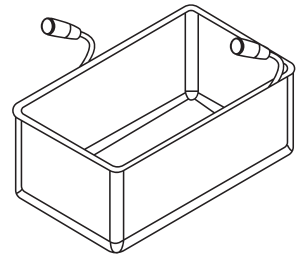
116-0090
5.5" x 5.5" x 7.9"
1/6 SIZE
***(STANDARD WITH EACH PASTA COOKER)**



116-0040
11.4" x 6.3" x 7.9"
1/3 SIZE (OPTIONAL)



116-0010
11.4" x 19.3" x 7.9"
FULL SIZE (OPTIONAL)



SPECIFICATIONS

	WATER CAPACITY	GAS OUTPUT	GAS CONNECTION	WATER CONNECTION	DRAIN CONNECTION	GAS PRESSURE**	DIMENSIONS (W x D x H)	NET WEIGHT
AX-GPC-1	10.56 GAL (40 L)	45,000 Btu/hr	1/2" Male NPT	1/2" Male NPT	1" Male NPT	4" W.C. Natural Gas 10" W.C. Propane	15.75" x 37.4" x 37.4"	165 LBS
AX-GPC-2	10.56 + 10.56 GAL (40 + 40 L)	90,000 Btu/hr	1/2" Male NPT	1/2" Male NPT	1" Male NPT	4" W.C. Natural Gas 10" W.C. Propane	31.5" x 37.4" x 37.4"	286 LBS

WARRANTY: 12 MONTHS PARTS & LABOR

AXIS is a registered trademark of MVP Group.

Due to continuing product development, to ensure best possible performance, the specifications are subject to change without prior notice.

** Specify type of gas and altitude, if over 2000 feet, when ordering



Tel.: 514.737.9701 / Toll Free: 888.275.4538
Fax: 514.342.3854 / Toll Free: 877.453.8832
sales@mvpgroupcorp.com • www.mvpgroupcorp.com