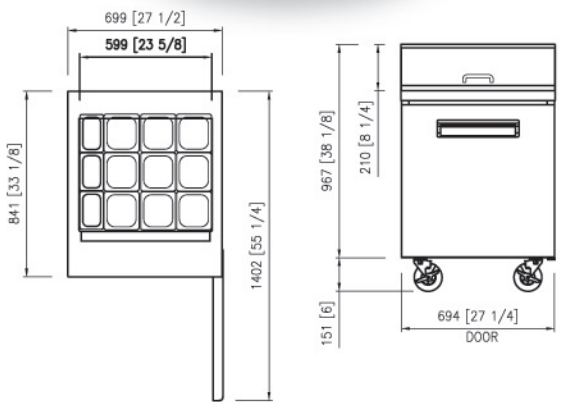
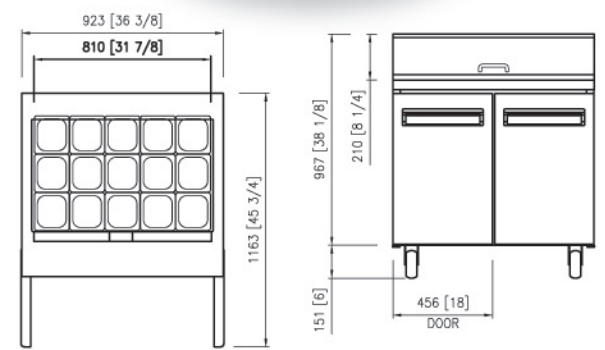


27"
KSTM-27-1



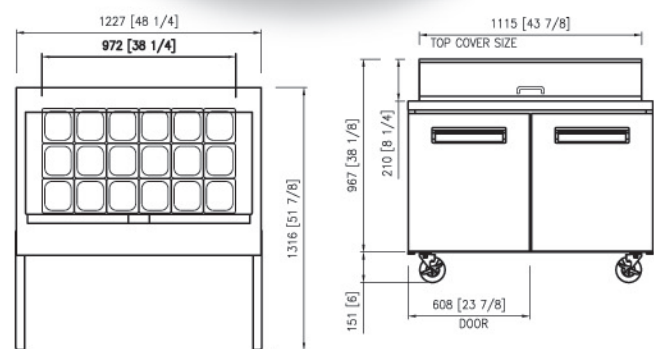
Dimensions (W" x D" x H")
27.5 x 33.1 x 44.7

36"
KSTM-36-2



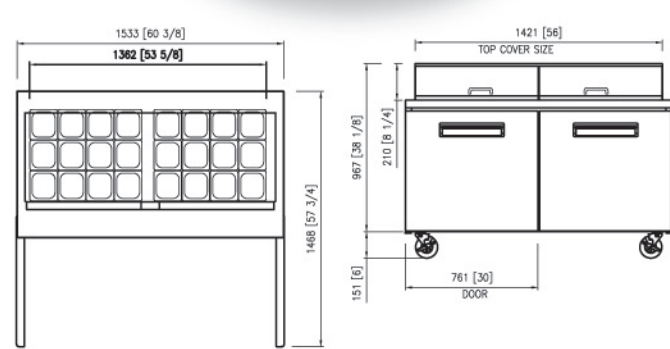
Dimensions (W" x D" x H")
36.4 x 33.1 x 44.7

48"
KSTM-48-2



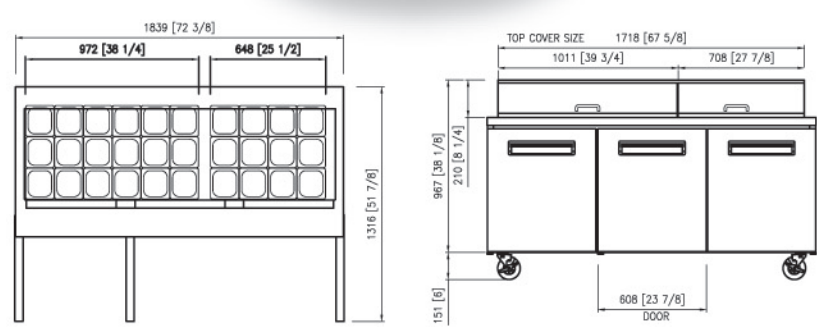
Dimensions (W" x D" x H")
48.3 x 33.1 x 44.7

60"
KSTM-60-2



Dimensions (W" x D" x H")
60.4 x 33.1 x 44.7

72"
KSTM-72-3



Dimensions (W" x D" x H")
72.4 x 33.1 X 44.7



**Sandwich Prep Tables
Mega Tops
KSTM SERIES**

Project name:	
Location:	
Item:	Qty:
Model:	



27"
KSTM-27-1



36"
KSTM-36-2



48"
KSTM-48-2



60"
KSTM-60-2



72"
KSTM-72-3

KSTM SERIES

KOOL-IT is a registered trade mark of MVP Group.
Specifications subject to change without notice.



Tel.: 514.737.9701 / Toll Free: 888.275.4538
Fax: 514.342.3854 / Toll Free: 877.453.8832
sales@mvpgroupcorp.com www.mvpgroupcorp.com



Tel.: 514.737.9701 / Toll Free: 888.275.4538
Fax: 514.342.3854 / Toll Free: 877.453.8832
sales@mvpgroupcorp.com www.mvpgroupcorp.com

Mega Top sandwich prep tables

Model Number	Capacity (cubic feet)	Number of Doors	Number of Shelves	Number of Pans	HP	Amps	Ship Weight (lbs.)	Ship Dimensions W" x D" x H"
KSTM-27-1	6.8	1	1	12	1/5	3.4	223	27.5x33.1x44.7
KSTM-36-2	9.2	2	2	15	1/5	3.4	269	36.4x33.1x44.7
KSTM-48-2	12.7	2	2	18	3/8	6.0	318	48.3x33.1x44.7
KSTM-60-2	16	2	2	24	3/8	6.0	362	60.4x33.1x44.7
KSTM-72-3	19.6	3	3	30	3/8	6.1	399	72.4x33.1x44.7

Voltage : 115/60/1

NEMA 5-15 plug

These units are designed for maximum performance in an air-conditioned area of 75°F ambient temperature and 55% relative humidity. There must be adequate ventilation at the top, sides & rear of the unit for proper operation.

Warranty : 18 months parts & labor. Additional 42 months on compressor (part only)



Energy Efficient

- Self-closing door with stay open feature
- Seals tight with magnetic vinyl gasket
- Foamed-in place high-density polyurethane insulated body, CFC-Free
- Environmentally friendly R-134a refrigerant
- 1" thick insulated lids

Durable Design

- Created to endure the everyday stress of the commercial kitchen environment, to protect your long term investment and guarantee superior food preservation
- 1 height adjustable, heavy-duty, PE coated wire shelf per door
- Spring loaded, self closing doors
- Removable, easy to clean cutting board
- Simple plug-in installation

Superior Quality

- Designed for mobility, reliability & efficiency in commercial kitchens
- 5" swivel castors with 2 front brakes
- 36" high working surface
- Easy grip handle(s)
- Entirely self-contained system
- Forced air refrigeration
- Automatic defrost system
- Easily adjustable shelf height
- Stainless Steel interior & exterior
- Polycarbonate food pans included

KSTM Series Sandwich Prep Tables

- Temperature range : 32°F to 45°F