

NOR-LAKE, INCORPORATED
727 Second Street
P.O. Box 248
Hudson, Wisconsin 54016

800-955-5253
715-386-2323
800-388-5253 Service
866-961-5253 Parts
715-386-4291 FAX
www.norlake.com

NORLAKE®



ICE CREAM DIPPING/DISPLAY MERCHANDISERS



PROJECT:

ITEM NUMBER:

MODEL NUMBER:

SPECIFICATIONS FOR: HF040, HF100, HF160, HF230

Available in: standard profile/angled glass; standard profile/curved glass; low profile/angled glass

- **Finish:** 24 gauge white painted galvanized steel interior and exterior
- **Insulation:** 2-1/4" foamed-in-place "zero ODP" urethane insulation
- **Hardware:** Stainless steel top and attached superstructure with tempered plate glass viewing window, stainless steel serving deck. Heavy-duty epoxy-coated wire can support racks, transparent acrylic dipping compartment lids are hinged with a full length handle.
- **Electrical:** 115 volt, 60 HZ, 1 phase with cord and plug
- **Refrigeration:** Cold wall evaporator. Temperature range: 5°F to -5°F (-15°C to -21°C)
- **Approvals:** UL, C-UL, NSF listed **

STANDARD FEATURES

- Equipped with levelling legs to correct unlevel flooring situations
- Rear air intake and discharge
- Drain with hose connection
- Brilliant, interior fluorescent lighting
- Independent on/off compressor and light switch
- Warranties: 2 year parts and labor, 5 year compressor

OPTIONAL FEATURES*

- Rear service door for HF100, HF160 and HF230 models
- Removable can holders with white overnight can covers
- Dipper well
- Removable frost shields
- Legs, casters
- Lid locking kit (less lock)
- Flavor identification tabs



Nor-Lake, Inc.
Registered to ISO 9001:2008
File No. 10001816

*Most options are available one week from receipt of order. Please contact us for specific questions.

**C-UL is Underwriters Laboratories Safety Certification Mark which indicates that UL has tested the equipment to applicable CSA Standards.

**UL Sanitation is Underwriters Laboratories Sanitation Mark which indicates that UL has tested the equipment to applicable NSF Standards.

ICE CREAM DIPPING/DISPLAY MERCHANDISERS

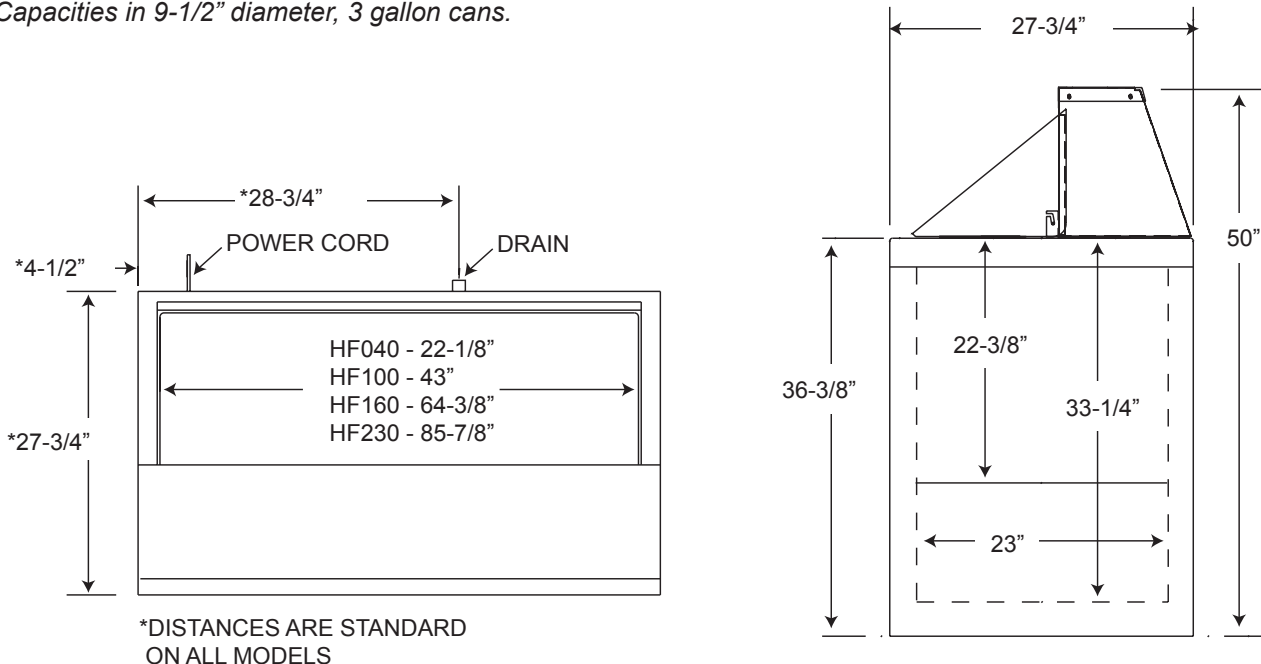
SPECIFICATION
GUIDE

STANDARD MODEL SPECIFICATIONS

Model	HF040-WWG/0	HF100-WWG/0	HF160-WWG/0	HF230-WWG/0
Crated Height	60"	60"	60"	60"
Crated Width	45"	57"	80-1/2"	104"
Crated Depth	40"	40"	40"	40"
Crated Weight (lbs.)	240	370	495	600
Interior Display Height	22-3/8"	22-3/8"	22-3/8"	22-3/8"
Interior Storage Height	*	10-7/8"	10-7/8"	10-7/8"
Interior Display Width	22-1/8"	43"	64-3/8"	85-7/8"
Interior Storage Width	*	19-1/2"	40-7/8"	62-3/8"
Interior Depth	23"	23"	23"	23"
Can Capacity display **	4	8	12	16
Can Capacity storage **	0	4	8	12
Overall Height	50"	50"	50"	50"
Overall Width	26-1/2"	47-3/4"	69-1/4"	90-3/4"
Overall Depth	27-3/4"	27-3/4"	27-3/4"	27-3/4"
Gross Cubage (ft. ³)	3.5	9.6	16	22.5
Number of Legs or Casters (optional)	4	4	4	4
Condensing Unit Size	1/3	1/2	1/2	3/4
Refrigerant	R-134a	R-134a	R-404A	R-404A
Electrical Characteristics	115/60/1	115/60/1	115/60/1	115/60/1
Cord and Plug Furnished	Yes	Yes	Yes	Yes
Maximum Fuse Size	15	15	15	15
Nema Plug Configuration	5-15P	5-15P	5-15P	5-15P
Total Amp Draw	7.4	7.5	9.7	11.5

* Storage compartment not available on this model.

** Capacities in 9-1/2" diameter, 3 gallon cans.

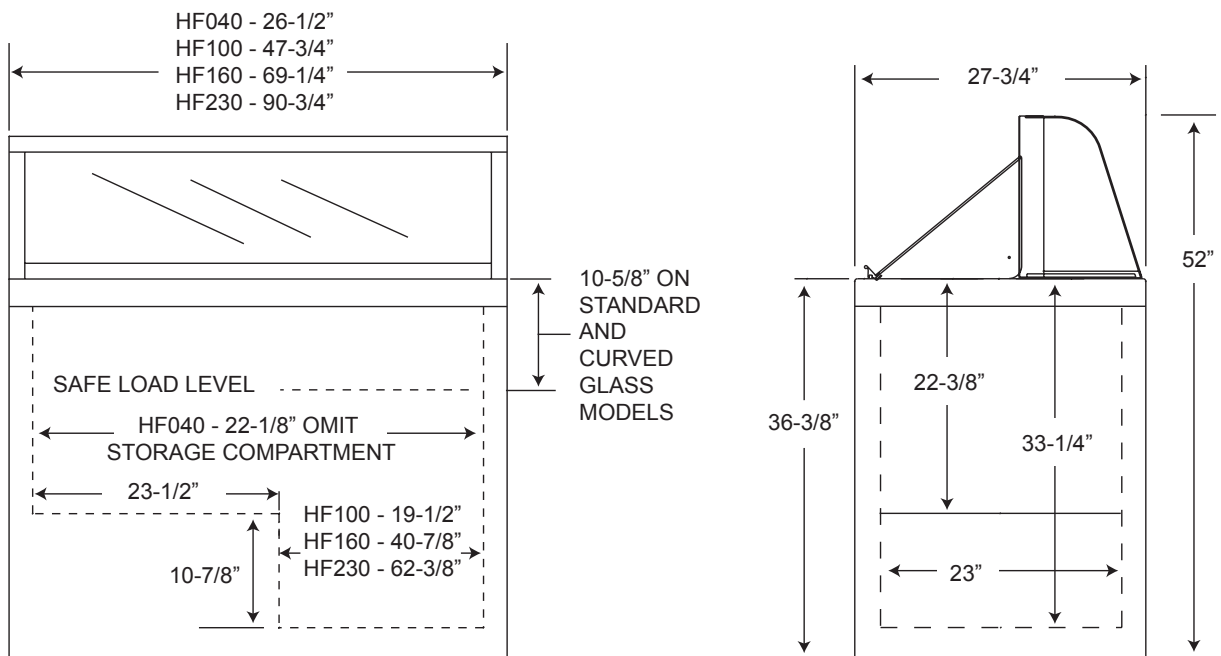


CURVED GLASS MODEL SPECIFICATIONS

Model	HF040-WWG/0C	HF100-WWG/0C	HF160-WWG/0C	HF230-WWG/0C
Crated Height	60"	60"	60"	60"
Crated Width	45"	57"	80-1/2"	104"
Crated Depth	40"	40"	40"	40"
Crated Weight (lbs.)	240	370	495	600
Interior Display Height	22-3/8"	22-3/8"	22-3/8"	22-3/8"
Interior Storage Height	*	10-7/8"	10-7/8"	10-7/8"
Interior Display Width	22-1/5"	43"	64-3/8"	85-7/8"
Interior Storage Width	*	19-1/2"	40-7/8"	62-3/8"
Interior Depth	23"	23"	23"	23"
Can Capacity display **	4	8	12	16
Can Capacity storage **	0	4	8	12
Overall Height	52"	52"	52"	52"
Overall Width	26-1/2"	47-3/4"	69-1/4"	90-3/4"
Overall Depth	27-3/4"	27-3/4"	27-3/4"	27-3/4"
Gross Cubage (ft. ³)	3.5	9.6	16	22.5
Number of Legs or Casters (optional)	4	4	4	4
Condensing Unit Size	1/3	1/2	1/2	3/4
Refrigerant	R-134a	R-134a	R-404A	R-404A
Electrical Characteristics	115/60/1	115/60/1	115/60/1	115/60/1
Cord and Plug Furnished	Yes	Yes	Yes	Yes
Maximum Fuse Size	15	15	15	15
Nema Plug Configuration	5-15P	5-15P	5-15P	5-15P
Total Amp Draw	7.4	7.5	9.7	11.5

* Storage compartment not available on this model.

** Capacities in 9-1/2" diameter, 3 gallon cans.

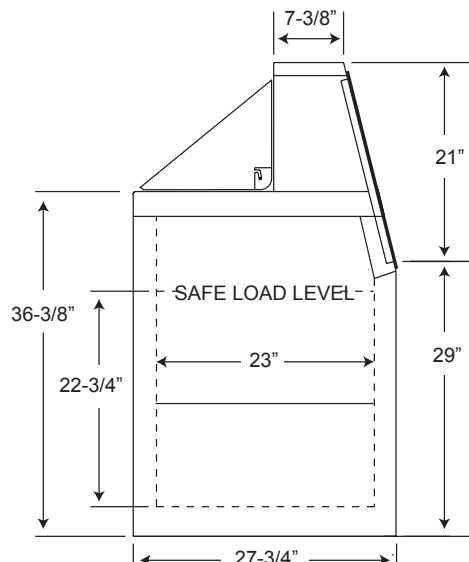
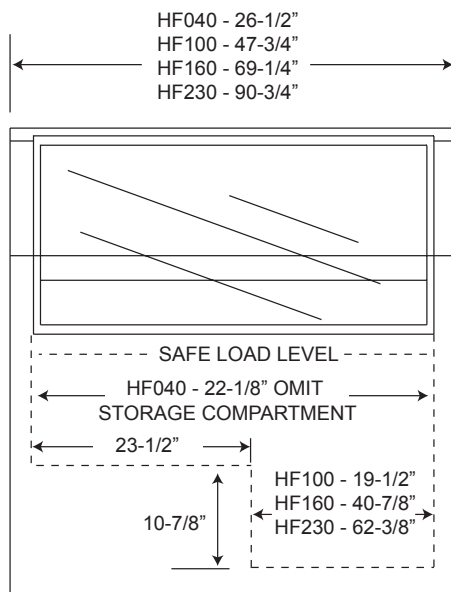


LOW GLASS MODEL SPECIFICATIONS

Model	HF040-WWG/0L	HF100-WWG/0L	HF160-WWG/0L	HF230-WWG/0L
Crated Height	60"	60"	60"	60"
Crated Width	45"	57"	80-1/2"	104"
Crated Depth	40"	40"	40"	40"
Crated Weight (lbs.)	240	370	495	600
Interior Display Height	22-3/8"	22-3/8"	22-3/8"	22-3/8"
Interior Storage Height	*	10-7/8"	10-7/8"	10-7/8"
Interior Display Width	22-1/8"	43"	64-3/8"	85-7/8"
Interior Storage Width	*	19-1/2"	40-7/8"	62-3/8"
Interior Depth	23"	23"	23"	23"
Can Capacity display **	4	8	12	16
Can Capacity storage **	0	4	8	12
Overall Height	50"	50"	50"	50"
Overall Width	26-1/2"	47-3/4"	69-1/4"	90-3/4"
Overall Depth	27-3/4"	27-3/4"	27-3/4"	27-3/4"
Gross Cubage (ft. ³)	3.5	9.6	16	22.5
Number of Legs or Casters (optional)	4	4	4	4
Condensing Unit Size	1/3	1/2	1/2	3/4
Refrigerant	R-134a	R-134a	R-404A	R-404A
Electrical Characteristics	115/60/1	115/60/1	115/60/1	115/60/1
Cord and Plug Furnished	Yes	Yes	Yes	Yes
Maximum Fuse Size	15	15	15	15
Nema Plug Configuration	5-15P	5-15P	5-15P	5-15P
Total Amp Draw	7.4	7.5	9.7	11.5

* Storage compartment not available on this model.

** Capacities in 9-1/2" diameter, 3 gallon cans.



NORLAKE[®]

Revision Date: 02/13
 © 2013 NOR-LAKE, INC.
 Printed in the U.S.A.
 Part Number: 144099