

# RANDELL®

## RanServe Stainless Steel Tray & Silverware Stand models SW

model  RAN SW-8  RAN SW-12

### Description:

Portable, stainless steel top tray stand with (8) or (12) bin silverware stand. Interchangeable stainless steel or laminate body panels, snap together locking device designed to work with all other RanServe equipment. (4) swivel casters provided.

### Specifications:

**UNIT TOP:** Top to be one piece of die-formed 16 gauge stainless steel with 1 1/2", 90° nosing on all sides. Top fitted with either (8) or (12) 5 1/4" Dia. vertical silverware bins.

**UNIT BODY:** Body frame to be all welded construction of steel with exposed corners to be 1 1/2 " stainless steel. All corners welded and polished. Body ends and panels to be plastic laminate with galvanized steel backing (specify laminate color). Body ends and panels to be removable to allow the changing of colors. Unit designed with stainless shelf area for tray stacking and, either (8) or (12) 5 1/4" perforated inserts for holding silverware vertically, inserts are provided. Unit to be equipped with 4 swivel casters, (2) locking, that are recessed inside of toe area.

### Standard Features:

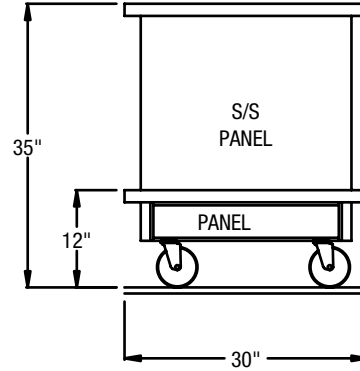
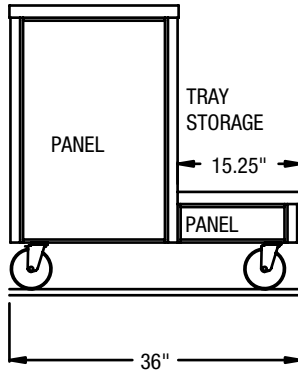
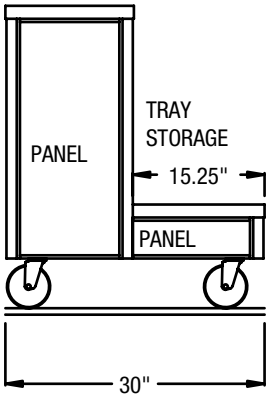
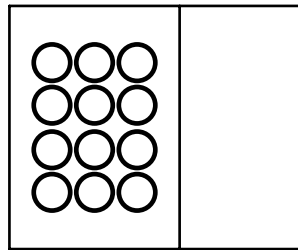
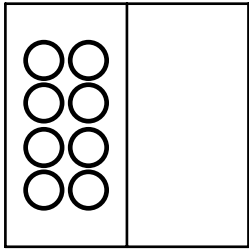
- Stainless steel top
- Interchangeable body panels
- Concealed locking mechanism with easy to use spring-activated catch
- Stainless steel tray stand
- (8) or (12) bin silverware stand
- Swivel casters - (2) locking

### Options & Accessories:

- Corian top
- Granite top
- Laminates
- Graphics
- Elementary School Height

model RAN SW-8 shown





Drawings are to be viewed in the same order as the chart

Model	L	D	H	No. of 5 1/4" Dia. Vertical Silverware Bins	Ship Wt.
RAN SW-8	30"	30"	35"	8	110
RAN SW-12	36"	30"	35"	12	120

