

Compact Power Mixer: CMP 250 Combi



CMP 250
Combi

- Power: Single phase.
CMP 250 Combi: 280 Watts
- Variable speed: from 2300 to 10000 rpm (mixer attachment) · from 500 to 1800 rpm (whisk attachment).
- Speed self regulation system.
- All stainless steel removable knife, bell, whisk and shaft. Gear box has heavy duty metal parts.
- CMP 250 Combi:
Shaft length: 10"
Whisk length: 8"
- 1 Year "No Hassle" Replacement Warranty
- ETL Electrical and Sanitation listed/CETL (Canada).

Compact Combi Power Mixer is ideal for liquefying soups, sauces, pureeing fruits and vegetables with a portable, easy to handle unit.



"The Inventor & World Leader in Food Processors"

Compact Combi Power Mixer

Specifications

STANDARD MODEL: Variable Speed Compact Power Mixer with stainless steel mixer attachment with removable stainless steel knife, mixer blade, stainless steel whisk attachment, splash guard and disassembly tool.

ELECTRICAL REQUIREMENTS: 120V, 60HZ, single phase

SWITCHING: "On/Off control button, variable speed control, lock button for continuous operation, safety button.

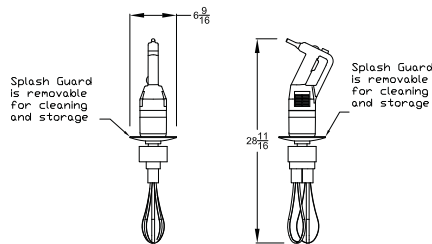
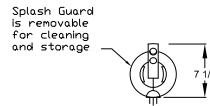
MOTOR:

3.0 Amps, 280 Watts, Single Phase, Variable Speed 2300 to 10000 rpm (mixer attachment), 500 to 1800 rpm (whisk attachment).

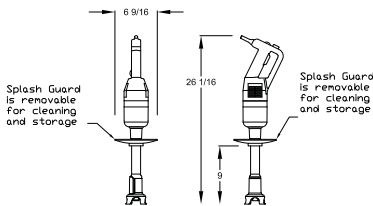
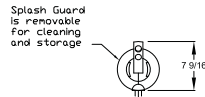
WEIGHT:

CMP 250 Combi - 15 lbs

STANDARDS: ETL electrical & sanitation, cETL (Canada)



CMP 250 Combi
with Whisk attachment



CMP 250 Combi
with Mixer attachment

Robot Coupe U.S.A., Inc.
P.O. Box 16625
Jackson, MS 39236-6625
1-800-824-1646
(601) 898-8411
FAX: (601) 898-9134
www.robotcoupeusa.com
e-mail: info@robotcoupeusa.com

Distributed by: