

Introducing: The Mini Dome®



SMALL FOOTPRINT
TO ASSURE IT WILL FIT
ANY APPLICATION



MODULAR
FOR MAXIMUM FLEXIBILITY,
CONNECTS TO STANDARD
OR MINI DOME®



CHILLABLE
MEANS FRESHER PRODUCTS
AND LESS WASTE



SAN JAMAR
Smart ♦ Safe ♦ Sanitary

Easy Organization? The Dome® has you covered.

DOMES® ESSENTIAL

NEW
NEW
NEW
NEW



The Dome® Essential combines our most popular tray configuration with a right-side caddy, at a lower cost.



ACCESSORY PARTS

- BD101 - 1 pint tray
- BD102 - 1.5 pint tray
- BD103 - 3 pint deep tray
- BD104 - 2 quart deep tray
- BD105 - 1.5 pint deep tray
- BD106 - 1 quart tray
- BD110 - Connector
- BD100S - Snap-On Caddies
- B6180 - EZ-Chill® Ice Packs

Exclusive deep trays let you double your capacity

Retractable **domed lid rotates** for easy access and increases capacity allowing you to overfill

Tight cover fit keeps garnishes fresh for proper food safety

Snap-on caddies for picks, sticks and straws

Unit angles toward bartender to discourage patron sampling

Footprint tailored to fit on standard mixing rails

The Dome® BD4023S

Mini Dome® BD2002

VERSATILE

The Dome® and Mini Dome® are both available in a variety of configurations, making it easy to adapt to your environment



FOOD SAFE

- Cover seals upon closing keeping garnishes chilled and fresh while keeping out bugs and other contaminants
- Made of durable plastics that will not rust or corrode and are dishwasher, refrigerator and freezer safe
- NSF Listed

SMART DESIGN

- All tray sizes incorporate stabilizing hooks for security and removable carry handles for easy transport
- Tailored footprint fits on standard bar rail
- Easy to disassemble without tools

HIGH CAPACITY

- New deeper trays allow you to overfill for rush hours

IMPROVED ORGANIZATION

Your choice of handles or snap-on caddies put everything at your fingertips

MODULAR

Connect multiple Dome® and Mini Dome® units with the new connector for maximum flexibility and capacity (one connector included with each Mini Dome®).

SEE A DEMO NOW
www.sanjamar.com/barSMART

PRODUCT SPECIFICATIONS



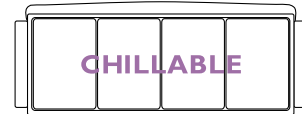
The Dome® Condiment Center for Food Service Application



Item Number: BD4003
Weight: 3.5lbs. (1.59kgs.); Capacity: 6 qt.
Tray Configuration: (3) 2qt. trays;
(2) Handles Included



Item Number: BD4004
Weight: 3.5lbs. (1.59kgs.); Capacity: 6 qt.
Tray Configuration: (4) 3pt. trays;
(2) Handles Included



Item Number: BD4014
Weight: 3.5lbs. (1.59kgs.); Capacity: 3 qt.
Tray Configuration: (4) 1.5 pt. trays;
(2) Handles Included



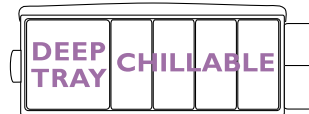
The Dome® Garnish Center for Bar Application



The Dome® Essential



Item Number: BD4005S;
Weight: 4lbs. (1.81kgs); Capacity: 4 qt.
Tray Configuration: (1) 2qt. & (4) 1pt. trays;
(2) Snap-on Caddies & (2) Handles Included



Item Number: BD4005E;
Weight: 4lbs. (1.81kgs); Capacity: 4 qt.
Tray Configuration: (1) 2qt. tray; (4) 1pt. trays
(1) Snap-on Caddy & (2) End Caps

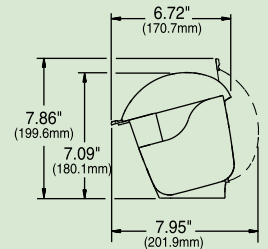
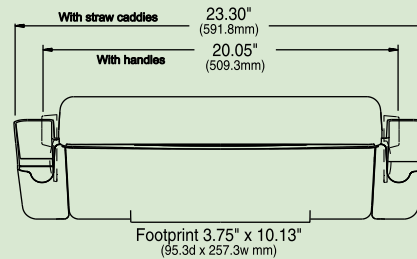
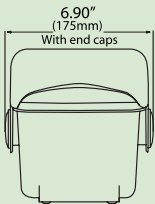


Item Number: BD4006S;
Weight: 4lbs. (1.81kgs); Capacity: 3 qt.
Tray Configuration: (6) 1pt. trays;
(2) Snap-on Caddies & (2) Handles Included



Item Number: BD4023S;
Weight: 4lbs. (1.81kgs); Capacity: 4.5 qt.
Tray Configuration: (2) 3pt. & (3) 1pt. trays;
(2) Snap-on Caddies & (2) Handles Included

MODULAR: Connect multiple Dome® and Mini Dome® units for maximum flexibility and capacity.



Mini Dome® Garnish Center for Food Service or Bar Application



Standard Lid



Notched Lid (NL)



Item Number: BD2001
Weight: 2.0lbs. (0.91kgs); Capacity: 2 qt.
Tray Configuration*: (1) 2qt. tray



Item Number: BD2002
Weight: 2.0lbs. (0.91kgs); Capacity: 1 qt.
Tray Configuration*: (1) 1qt. tray



Item Number: BD2003
Weight: 2.0lbs. (0.91kgs); Capacity: 1 qt.
Tray Configuration*: (2) 1pt. trays



Item Number: BD2004INL
Weight: 2.0lbs. (0.91kgs); Capacity: 1.5qt.
Tray Configuration*: (2) 1.5pt. trays

* One connector included with each configuration of the Mini Dome®

Z080123E 080124