



# INFRARED BROILER WITH OVERHEAD WARMING OVEN AND SECTIONAL BASE

## Platinum Series

### Standard Features

- 104,000 BTU (NAT or LP) infra-red burners
- Stainless steel front, sides and back
- 90 second preheat with no waiting between loads
- Rugged grid height adjustment mechanism with four positions
- Fully insulated lining and burner boxes
- Broiler grid is 24-1/2" wide and 28" deep -easily rolls out 17-1/4"
- 6" adjustable legs
- 1-1/4" front manifold and rear gas connection standard
- Warranty: two years on specified operational parts and one year on labor from date of purchase

### Standard Features of Oven Bases

- 45,000 BTU NAT (42,000 BTU LP) oven with electronic pilot ignition
- Heavy duty, stainless steel door handle
- Porcelain enamel interior
- 2 oven racks with standard oven and 3 racks with convection oven
- "Insta-On" thermostat ranging from 150°F to 500°F
- Standard oven interior is large enough to fit 26" x 26" sheet pan either way
- Convection oven models have 1/2hp, two speed blower
- NEMA 4 water resistant controls

### Warming Oven

- Model P32-171 has a warming oven that is heated by broiler flue gases (25" wide x 25" deep). 3,000 watt electric heating element optional.

P32N-171 (Modular Mount)  
 P32C-171 (Cabinet Base)  
 P32D-171 (Standard Oven Base)  
 P32A-171 (Convection Oven Base)



(Model P32D-171 )

Job \_\_\_\_\_  
Item# \_\_\_\_\_

## STANDARD CONSTRUCTION SPECIFICATIONS

**Exterior Finish:** Top, front, sides and back are 430 stainless steel #3 polish.

**Broiler:** Infrared broiler with overhead warming oven. 104,000 BTU (NAT or LP) broiler burners with separate controls. Fully insulated lining and burner box. Roll-out broiler grid is 24-1/2" wide and 28" deep (rolls out to 17-1/4"), with four height positions.

**Battery:** Position in battery -left, right or on end. If the item is at the end of a battery, the end side will be solid (rather than have a coverplate over the end of the front manifold).

**Legs:** Stainless steel 6" adjustable legs standard.

**Warming Oven:** 25" wide and 25" deep oven, located on top of broiler, is heated by the broiler flue gases. 3,000 watt electric heating element optional.

**Model 32D:** 45,000 BTU NAT (42,000 BTU LP) with electronic ignition and thermostat range of 150°F to 500°F. Porcelain enamel interior, measuring 14" high x 26" wide x 26-1/2" deep. Two racks with 5-position side rails.

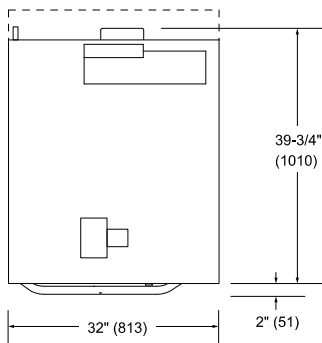
**Model 32A:** 45,000 BTU NAT (42,000 BTU LP) convection oven with electronic ignition and thermostat range of 150°F to 500°F. Porcelain enamel interior, measuring 14" high x 26" wide x 24" deep. Three racks with 5-position side rails. Two-speed, 1/2 hp blower motor.

**Model 32C:** Stainless steel cabinet with removable doors that open from the center.

**Model 32N:** No base, modular mount.

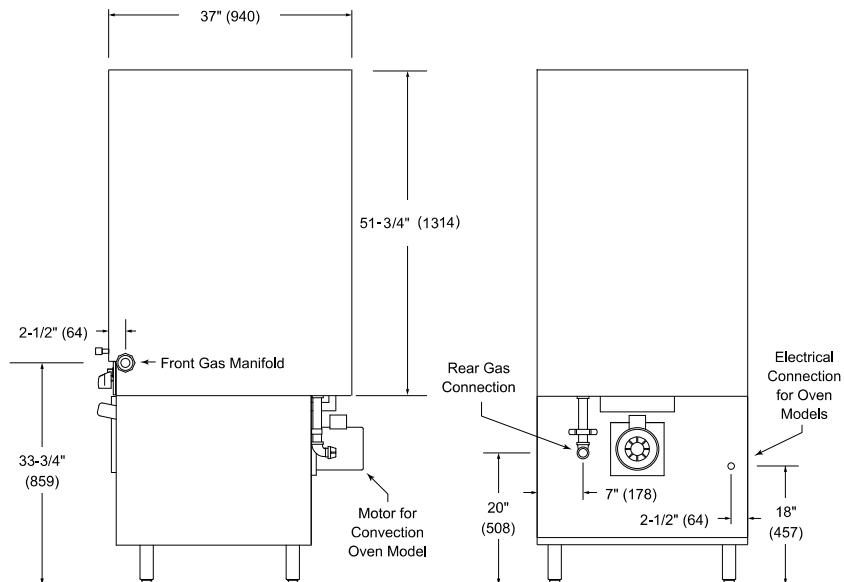
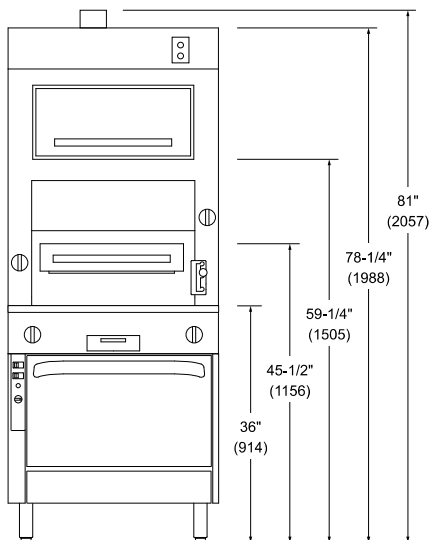


Models:  P32N-171  P32C-171  P32D-171  P32A-171



SHIPPING CRATE DIMENSIONS & WEIGHT					
MODEL	WIDTH	HEIGHT	DEPTH	VOLUME	WEIGHT
P32N-171	45.5" (1156)	51.75" (1314)	55" (1397)	74.8 cu ft (2.12 cu m)	800 lbs (363 kg)
P32C-171	45.5" (1156)	83" (2108)	55" (1397)	120.2 cu ft (3.40 cu m)	900 lbs (405 kg)
P32D-171	45.5" (1156)	83" (2108)	55" (1397)	120.2 cu ft (3.40 cu m)	995 lbs (447 kg)
P32A-171	45.5" (1156)	83" (2108)	55" (1397)	120.2 cu ft (3.40 cu m)	995 lbs (447 kg)

Dimensions shown in inches and (millimeters)



### UTILITY INFORMATION

**GAS:** Each unit has a 1-1/4" front gas manifold that couples to the adjacent sectional unit(s), and a 1" rear gas connection with a male NPT connector. Minimum supply pressure is 7" W.C. for natural gas and 11" W.C. for propane. All sectional units require a regulated gas supply; pressure regulator to be ordered separately. If using a flexible hose gas connection, the I.D. of the hose must not be smaller than the connector on the unit and must comply with ANSI Z21.69, providing an adequate means of restraint to prevent undue strain on the gas connection.

MODEL	GAS (BTU/HR)		ELECTRICITY (AMPS)	
	NATURAL	PROPANE	120V	208/240V
P32N-171	104,000	104,000	1.0	1.0 (see note)
P32C-171	104,000	104,000	1.0	1.0 (see note)
P32D-171	149,000	146,000	1.0	1.0 (see note)
P32A-171	149,000	146,000	4.8	2.6 (see note)

**ELECTRICITY:** Both standard and convection oven models require 50Hz or 60Hz single phase. 120V models have a 7ft. power cord with ground plug. 208/240V models have a terminal block for connection to a single phase 208/240V source.

**NOTE:** An optional electric element rated at 3,000 watts, 208/236V, is available in the warming oven. A separate electric supply, 208/236V single phase, 20 AMP must be connected to the leads in a terminal box at the rear, near top of broiler. Installation must conform with local codes.

### MISCELLANEOUS

- If casters are used with flex hose, a restraining device should be used to eliminate undue strain on the flex hose.
- Minimum clearance from noncombustible construction is zero (blower of convection oven model requires 2" rear clearance). Minimum clearance from combustible construction is 6" on sides and 6" on rear.
- Install under vented hood.
- Check local codes for fire and sanitary regulations.

**NOTICE:** Southbend has a policy of continuous product research and improvement. We reserve the right to change specifications and product design without notice. Such revisions do not entitle the buyer to corresponding changes, improvements, additions or replacements for previously purchased equipment.

### OPTIONS AND ACCESSORIES

- Additional oven rack
- Cable restraint kit (to restrict movement when on casters)
- Casters - front two casters lock
- Open - frame base with casters
- 3,000 watt heating element for warming oven

**INTENDED FOR COMMERCIAL USE ONLY.  
NOT FOR HOUSEHOLD USE.**



1100 Old Honeycutt Road, Fuquay-Varina, NC 27526  
(919) 762-1000 www.southbendnc.com