



STAINLESS STEEL  
**16 GA. EQUIPMENT STANDS**

Item #: \_\_\_\_\_ Qty #: \_\_\_\_\_  
 Model #: \_\_\_\_\_  
 Project #: \_\_\_\_\_



*Featuring as Standard:*  
**"THE PROVEN"**  
 ORIGINAL ADVANCE TABCO  
**Adjustable Undershelf  
 with Die Cast Leg Clamp**

L	30" Wide	Wt.	Cu.
24"	ES-LS-302-X	41 lbs.	4
36"	ES-LS-303-X	52 lbs.	6
48"	ES-LS-304-X	70 lbs.	8
60"	ES-LS-305-X	84 lbs.	9
72"	ES-LS-306-X	99 lbs.	11

**Load Capacity = 42 lbs. Per Sq. Ft.**

**FEATURES:**

TOP is furnished with 1" hemmed edge splash on rear and both sides. Front edge is a die formed No-Drip V-Edge.

Aluminum die cast "leg to shelf" clamp secures shelf to leg eliminating unsightly nuts and bolts.

Undershelf is adjustable.

**CONSTRUCTION:**

All TIG welded. Exposed weld areas finished to match adjacent surfaces.

Entire Top is mechanically polished to a satin finish and is sound deadened.

Roll formed embossed galvanized hat channels are secured to top by means of structural adhesive and weld studs.

Gussets welded to support hat sections.

**MATERIAL:**

TOP is 16 gauge, Type "430" Series stainless steel.

SHELF is 18 gauge, Type "430" Series stainless steel.

LEGS are 1 5/8" diameter stainless steel with stainless steel bullet feet.



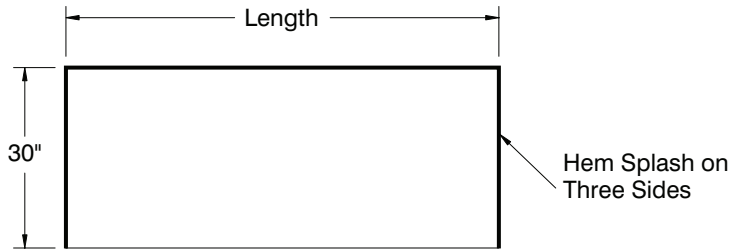
**Optional Casters**  
 TA-25ES-X Set of 4  
 Each Set Supplied w/ 2 Brakes.  
 (225 lbs. Load Capacity Per Caster)

<p>www.advancetabco.com</p>	<b>Customer Service Available To Assist You 1-800-645-3166 8:30 am - 8:00 pm E.S.T.</b>	
	For Orders & Customer Service: Email: customer@advancetabco.com or Fax: 631-242-6900	For Smart Fabrication™ Quotes: Email: smartfab@advancetabco.com or Fax: 631-586-2933

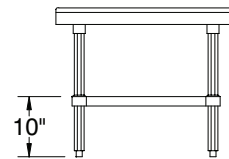
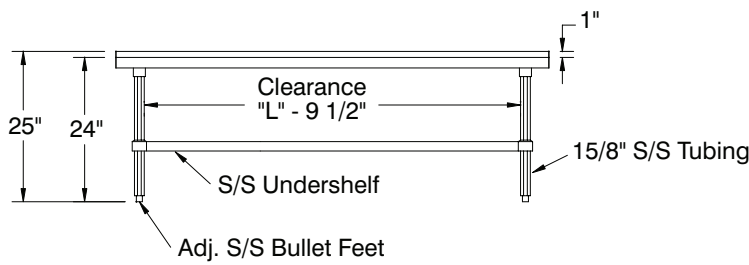
# DETAILS and SPECIFICATIONS

TOL ± .500"

ALL DIMENSIONS ARE TYPICAL



24" Working Height



## Mobile Unit

**Optional Casters**  
TA-25ES-X Set of 4  
Each Set Supplied w/ 2 Brakes.  
(225 lbs. Load Capacity Per Caster)

