



STAINLESS STEEL
WORK TABLES

STANDARD Series - Flat Top - OPEN BASE Style



Item #: _____ **Qty #:** _____
Model #: _____
Project #: _____

FEATURES:

Top is furnished with 1-5/8" sanitary rolled rim edges on front & back and square side edges.

To reinforce and maintain a level working surface, 24" wide tables are supplied with TWO hat channels and 30" and 36" wide tables are supplied with THREE hat channels.

Pre-engineered welded angle adapters insure ease of future drawer installation.

Front to back Stretchers are welded to legs. Left to right Stretcher bolted to legs and requires assembly.

CONSTRUCTION:

All TIG welded. Exposed weld areas polished to match adjacent surfaces.

Entire top mechanically polished to a satin finish.

Top is sound deadened.

Roll formed embossed galvanized hat channels are secured to top by means of structural adhesive and weld studs.

Gussets welded to support hat sections.



NEW
Rolled Rim Edges on Front & Back and Square Side Edges



1-5/8" LEG STRETCHERS
Ensure Stability

MATERIAL:

TMS-SERIES: Stainless Steel Legs - Open Base

TOP: 16 gauge stainless steel type "304" series.

STRETCHERS: 1 5/8" dia. tubular stainless steel.

LEGS: 1 5/8" diameter tubular stainless steel.
1" adjustable **stainless steel** bullet feet.
Stainless steel gussets.

TMG-SERIES: Galvanized Legs - Open Base

TOP: 16 gauge stainless steel type "304" series.

STRETCHERS: 1 5/8" dia. tubular galvanized steel.

LEGS: 1 5/8" diameter tubular galvanized steel.
1" adjustable plastic bullet feet.
Galvanized steel gussets.

**TMS-Series:
Stainless Steel Legs & Stretchers**

L	24" Wide	30" Wide	36" Wide
30"	TMS-240	TMS-300	
24"	TMS-242	TMS-302	
36"	TMS-243	TMS-303	TMS-363
48"	TMS-244	TMS-304	TMS-364
60"	TMS-245	TMS-305	TMS-365
72"	TMS-246	TMS-306	TMS-366
84"	TMS-247	TMS-307	TMS-367
96"	TMS-248	TMS-308	TMS-368
108"	TMS-249	TMS-309	TMS-369
120"	TMS-2410	TMS-3010	TMS-3610
132"	TMS-2411	TMS-3011	TMS-3611
144"	TMS-2412	TMS-3012	TMS-3612

**TMG-Series:
Galvanized Steel Legs & Stretchers**

L	24" Wide	30" Wide	36" Wide
30"	TMG-240	TMG-300	
24"	TMG-242	TMG-302	
36"	TMG-243	TMG-303	TMG-363
48"	TMG-244	TMG-304	TMG-364
60"	TMG-245	TMG-305	TMG-365
72"	TMG-246	TMG-306	TMG-366
84"	TMG-247	TMG-307	TMG-367
96"	TMG-248	TMG-308	TMG-368
108"	TMG-249	TMG-309	TMG-369
120"	TMG-2410	TMG-3010	TMG-3610
132"	TMG-2411	TMG-3011	TMG-3611
144"	TMG-2412	TMG-3012	TMG-3612



Create Your Own Efficient Workstation with the Available Standard Accessories (Visit Section K)



Customer Service Available To Assist You 1-800-645-3166 8:30 am - 8:00 pm E.S.T.

Email Orders To: customer@advancetabco.com. For Smart Fabrication™ Quotes, Email To: smartfab@advancetabco.com or Fax To: 631-586-2933

NEW YORK
Fax: (631) 242-6900

GEORGIA
Fax: (770) 775-5625

TEXAS
Fax: (972) 932-4795

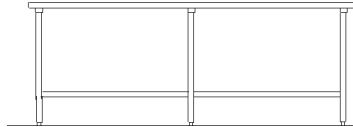
NEVADA
Fax: (775) 972-1578

DIMENSIONS and SPECIFICATIONS

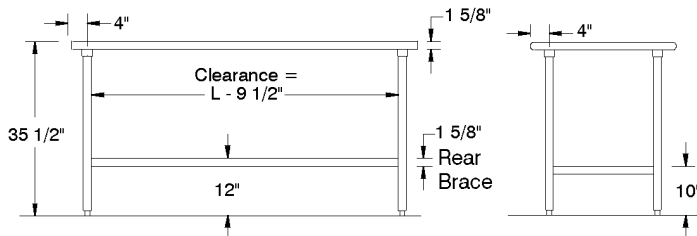
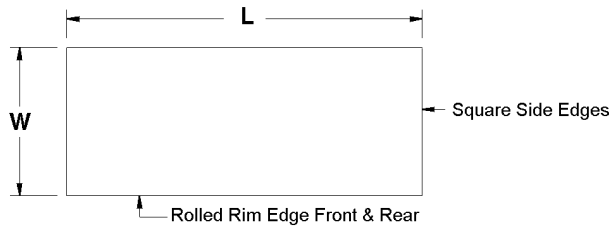
ALL DIMENSIONS ARE TYPICAL TOL ± .500"

All Units Shipped Unassembled (KD) for Reduced Shipping Costs.

TMS & TMG Series OPEN BASE Style FLAT TOP



Units 8 ft. and larger are furnished with six (6) legs



TMS-Series: Stainless Steel Legs & Stretchers

L	24" Wide	Wt.	30" Wide	Wt.	36" Wide	Wt.
30"	TMS-240	42 lbs.	TMS-300	52 lbs.		
24"	TMS-242	25 lbs.	TMS-302	47 lbs.		
36"	TMS-243	53 lbs.	TMS-303	59 lbs.	TMS-363	75 lbs.
48"	TMS-244	64 lbs.	TMS-304	72 lbs.	TMS-364	85 lbs.
60"	TMS-245	74 lbs.	TMS-305	85 lbs.	TMS-365	96 lbs.
72"	TMS-246	85 lbs.	TMS-306	93 lbs.	TMS-366	108 lbs.
84"	TMS-247	103 lbs.	TMS-307	113 lbs.	TMS-367	127 lbs.
96"	TMS-248	114 lbs.	TMS-308	126 lbs.	TMS-368	140 lbs.
108"	TMS-249	130 lbs.	TMS-309	150 lbs.	TMS-369	165 lbs.
120"	TMS-2410	227 lbs.	TMS-3010	261 lbs.	TMS-3610	261 lbs.
132"	TMS-2411	251 lbs.	TMS-3011	268 lbs.	TMS-3611	290 lbs.
144"	TMS-2412	266 lbs.	TMS-3012	283 lbs.	TMS-3612	305 lbs.

TMG-Series: Galvanized Steel Legs & Stretchers

L	24" Wide	Wt.	30" Wide	Wt.	36" Wide	Wt.
30"	TMG-240	42 lbs.	TMG-300	52 lbs.		
24"	TMG-242	25 lbs.	TMG-302	47 lbs.		
36"	TMG-243	53 lbs.	TMG-303	59 lbs.	TMG-363	75 lbs.
48"	TMG-244	64 lbs.	TMG-304	72 lbs.	TMG-364	85 lbs.
60"	TMG-245	74 lbs.	TMG-305	85 lbs.	TMG-365	96 lbs.
72"	TMG-246	85 lbs.	TMG-306	93 lbs.	TMG-366	108 lbs.
84"	TMG-247	103 lbs.	TMG-307	113 lbs.	TMG-367	127 lbs.
96"	TMG-248	114 lbs.	TMG-308	126 lbs.	TMG-368	140 lbs.
108"	TMG-249	130 lbs.	TMG-309	150 lbs.	TMG-369	165 lbs.
120"	TMG-2410	227 lbs.	TMG-3010	261 lbs.	TMG-3610	261 lbs.
132"	TMG-2411	251 lbs.	TMG-3011	268 lbs.	TMG-3611	290 lbs.
144"	TMG-2412	266 lbs.	TMG-3012	283 lbs.	TMG-3612	305 lbs.

