

Continental

Designer-line
FREEZERS

Utilizing Environmentally Safe, CFC-free R-404a Refrigerant



DL1FE-SS-GD



DL2FE-SS-GD



DL3FE-SS-GD

Other Models Available
• DL1RX-SS-GD

Optional Features & Accessories

- Half Door
- Pass-Thru
- Remote
- Consult Factory

Refrigeration System

A "performance rated", air cooled, hermetically sealed, capillary-type refrigeration system is installed on the top of each refrigerator. Plasticized fin coil and air circulating fans are contained within a concealed "plug" type insulated housing, readily accessible on top of the cabinet and separate from the food zone to increase food storage capacity. The entire "plug" system is fully charged with refrigerant and mounted on a sturdy steel, rail-type base which can be easily removed if freezer conversion is desired. Freezers are designed to maintain 0 degrees Fahrenheit (-18 Centigrade) while operating with an unrestricted air supply in a maximum ambient temperature of 100 degrees Fahrenheit. All condensate water is evaporated by an automatic non-electric, corrosion-resistant condensate evaporator. A strict quality-assurance team inspects all materials and components to certify that each model conforms to the most exacting standards. All models are factory performance tested for a minimum of 16 hours prior to crating.

Cabinet Construction

All materials are of top quality, assembled to conform with strict quality-assurance requirements. The cabinet front is constructed of heavy-gauge polished stainless steel for durability. All cabinet joints and seams are sealed vapor-tight. Case is of all metal, welded construction and internally supported and braced for a rigid unit construction. Cabinet design eliminates overlapping panels with raw edges. Cabinet body is insulated with non-CFC, foamed-in-place polyurethane foam with an average thickness of 3 inches to ensure increased energy efficiency. Full length louvered air grille located above the doors allows equal air circulation to the condensing unit. Easily removable, low wattage, anti-sweat door heaters concealed by a non-metallic, non-conductive, high-impact thermal breaker strip eliminate condensate build-up on the cabinet front. Fluorescent lighting is activated by an easily accessible interior switch. Cabinets are equipped with 6-inch adjustable stainless steel legs.

Refrigerator

EXTRA-WIDE DISPLAY FREEZERS

Standard Features

- Modern, State-of-the-Art Styling Performance rated "Plug" Refrigeration System Utilizing Environmentally Safe R-404a Refrigerant Designed for (0° F) Cabinet
- 3" Non-CFC Polyurethane Foam Insulation
- Cam-Action Lift-Off Hinges
- Self-Closing Doors
- Magnetic Snap-In Door Gaskets
- Cabinet Upper Side Panels and Refrigeration "Plug" System can be Easily Removed and Reinstalled at Job-Site Where Space Limitations are Confining
- Cylinder Lock in Each Door
- Automatic Hot Gas Condensate Evaporator
- Refrigeration System is Readily Accessible on Top of the Cabinet and Separate from the Food Zone to Increase Food Storage Capacity
- Adjustable 6" Stainless Steel Legs
- Heavy-Duty, Epoxy-Coated Steel Shelves
- External Digital Thermometer
- Automatic Electric Defrost
- Triple-pane, Tempered Hinged Glass Doors
- Fluorescent Interior Lighting

Standard (S/S Front, Aluminum Ends & Interior)
Suffix SA (S/S Exterior, Aluminum Interior)
Suffix SS (S/S Exterior & Interior)

Shelving

Shelves are designed for heavy-duty use with .306" diameter frame and brace members and .140" diameter fill wires spaced 3/4" apart. Shelves are welded steel and epoxy-coated for a durable, long, rust-free service life. Adjustments are in 1/2 inch increments and a wide door opening allows the use of a variety of optional pan and tray slide types.

Door Construction

Triple-pane tempered glass is encased by a heated, heavy-duty aluminum extruded frame. Replaceable snap-in door gaskets are self-adjusting, heavy-duty, magnetic type. Door handles and hinges are chrome-plated and non-corrosive. Doors are provided with built-in cylinder locks which are keyed alike. Hinges are cam-action, lift-off type featuring positive safety stop at 120 degrees.





FREEZERS

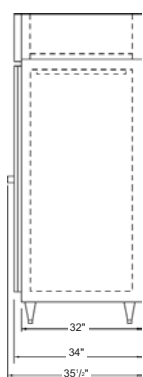
	MODEL DL1FE-SS-GD	MODEL DL1FX-SS-GD	MODEL DL2FE-SS-GD	MODEL DL3FE-SS-GD			
CHARACTERISTICS	Reach-In	Reach-In	Pass-Thru	Reach-In	Pass-Thru	Reach-In	Pass-Thru
DIMENSIONAL DATA							
Net Capacity (cu. ft.)	22	32	32	52	52	75	75
Width, Overall (in.)	28 ¹ / ₂	36 ¹ / ₄	36 ¹ / ₄	57	57	85 ¹ / ₂	85 ¹ / ₂
Depth, Overall (Incl. Hdl.s.) (in.)	35 ¹ / ₂	35 ¹ / ₂	39	35 ¹ / ₂	39	35 ¹ / ₂	39
Depth (Less Door(s) (in.)	32	32	32	32	32	32	32
Depth (Doors(s) Open 90°) (in.)	58	66	100	58	84	58	84
Clear Door Width (in.)	21 ⁷ / ₈	29 ⁵ / ₈	29 ⁵ / ₈	21 ⁷ / ₈	21 ⁷ / ₈	21 ⁷ / ₈	21 ⁷ / ₈
Clear Full-Door Height (in.)	58 ⁵ / ₈	58 ⁵ / ₈	58 ⁵ / ₈	58 ⁵ / ₈	58 ⁵ / ₈	58 ⁵ / ₈	58 ⁵ / ₈
Clear Half-Door Height (in.)	27 ¹ / ₂	27 ¹ / ₂	27 ¹ / ₂	27 ¹ / ₂	27 ¹ / ₂	27 ¹ / ₂	27 ¹ / ₂
Height, Overall (Incl. 6" Legs)(in.)	83 ¹ / ₄	88 ¹ / ₄	88 ¹ / ₄	88 ¹ / ₄	88 ¹ / ₄	88 ¹ / ₄	88 ¹ / ₄
Full Door(s)	1	1	2	2	4	3	6
Half Door(s)	2	2	4	4	8	6	12
Shelves	4	4	4	8	8	12	12
Shelf Area (sq. ft.)	20.4	24.4	24.4	47.6	47.6	71.4	71.4
Tray Slide Capacity (Half)	12 ea.	12 ea.	12 ea.	12 ea.	12 ea.	12 ea.	12 ea.
Tray Slide Capacity (Full)	24 ea.	24 ea.	24 ea.	24 ea.	24 ea.	24 ea.	24 ea.
REFRIGERATION DATA							
Condensing Unit Size (H.P.)	¹ / ₂	³ / ₄	³ / ₄	1	1	2	2
Capacity (BTU/hr)**	2470	3575	3575	4325	4325	6050	6050
ELECTRICAL DATA							
Cabinet Specifications	115/60/1	115/208-230/60/1	115/208-230/60/1	115/208-230/60/1	115/208-230/60/1	115/208-230/60/1	115/208-230/60/1
Feed Wires (Incl. Ground)	3	4	4	4	4	4	4
Condensing Unit Specs.	115/60/1	208-230/60/1	208-230/60/1	208-230/60/1	208-230/60/1	208-230/60/1	208-230/60/1
Total Amperes	11.4	12.2	12.9	14.0	14.7	22.5	23.5
Cabinet Amperes	3.5	3.0	3.7	4.8	5.5	6.1	7.1
Defrost Amperes	5.2	9.6	9.6	9.6	9.6	9.6	9.6
Power Supply Cord	yes	no	no	no	no	no	no
SHIPPING DATA							
Height – crated (in.)	85 ¹ / ₂	85 ¹ / ₂	85 ¹ / ₂	85 ¹ / ₂	85 ¹ / ₂	85 ¹ / ₂	85 ¹ / ₂
Width – crated (in.)	31 ⁵ / ₈	42	42	64	64	90	90
Depth – crated (in.)	42	42	42	42	42	42	42
Volume – crated (cu.ft.)	63	87	87	133	133	187	187
Weight Std – crated (lbs.)	355	455	460	580	730	820	970
Weight SS – crated (lbs.)	415	515	520	660	810	935	1085
Weight Std – uncrated (lbs.)	255	355	360	475	540	620	730
Weight SS – uncrated (lbs.)	315	415	420	500	620	735	845

**Rating @ -15°F Evaporator, 90°Ambient

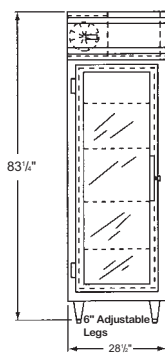
Note: All specifications subject to change without notice.

Note: If the cabinet is located directly against wall and/or under low ceiling, a minimum clearance of 2" is required.

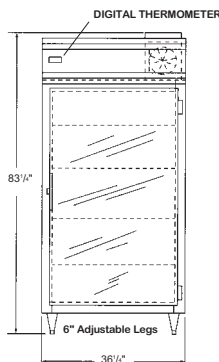
Cabinet upper side panels and refrigeration plug system can be easily removed and reinstalled at installation site where space limitations are confining.



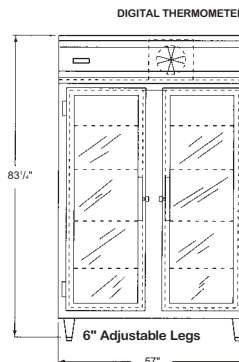
SIDE VIEW



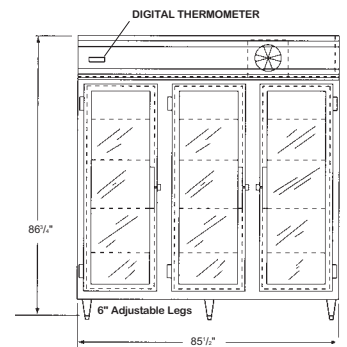
DL1RE-SS-GD
FRONT VIEW



DL1RX-SS-GD
FRONT VIEW



DL2RE-SS-GD
FRONT VIEW



DL3RE-SS-GD
FRONT VIEW



A Division of National Refrigeration & A/C Products, Inc.
539 Dunksferry Road Bensalem, PA 19020
(800) 523-7138 Fax: (215) 244-9579
www.continentalrefrigerator.com