

# Continental

*Designer-line*  
FREEZERS

Utilizing Environmentally Safe, CFC-free R-404A Refrigerant



DL2F-SS



DL1F-SS



DL3F-SS

## Models Available

- Half Door
- Pass-Thru
- Remote
- Consult Factory

## Refrigerator

### REACH-IN FREEZER

#### Standard Features

- Modern, State-of-the-Art Styling
- Performance rated "Plug" Refrigeration System Utilizing Environmentally Safe R-404A Refrigerant Designed for (0°F) Cabinet
- 3" Non-CFC Polyurethane Foam Insulation
- Cam-Action Lift-Off Hinges
- Self-Closing Doors
- Magnetic Snap-In Door Gasket
- Cabinet Upper Side Panels And Refrigeration "Plug" System Can Be Easily Removed and Reinstalled At Job Site Where Space Limitations are Confining
- Cylinder Lock In Each Door
- Automatic Hot Gas Condensate Evaporator
- Refrigeration System is Readily Accessible on Top of the Cabinet and Separate from the Food Zone to Increase Food Storage Capacity
- Adjustable 6" Stainless Steel Legs
- Heavy-Duty, Epoxy-Coated Steel Shelves
- External Digital Thermometer
- Automatic Electric Defrost
- Fluorescent Interior Lighting

Standard (S/S Front, Aluminum Ends & Interior)

Suffix SA (S/S Exterior, Aluminum Interior)

Suffix SS (S/S Exterior & Interior)

#### Refrigeration System

A "performance rated", air cooled, hermetically sealed, capillary-type refrigeration system is installed on the top of each freezer. Plasticized fin coil and air circulating fans are contained within a concealed "plug" type insulated housing, readily accessible on the top of the cabinet and separate from the food zone to increase food storage capacity. The entire "plug" system is fully charged with refrigerant and mounted on a sturdy steel, rail-type base which can be easily removed if refrigerator conversion is desired. Freezers are designed to maintain 0 degrees Fahrenheit (-18 degrees Centigrade) while operating with an unrestricted air supply in a maximum ambient temperature of 100 degrees Fahrenheit. Automatic electric defrost timer initiates defrost cycles at predetermined intervals. All condensate water is evaporated by an automatic non-electric, corrosion-resistant condensate evaporator. A strict quality-assurance team inspects all materials and components to certify that each model conforms to the most exacting standards. All models are factory performance tested for a minimum of 16 hours prior to crating.

#### Cabinet Construction

All materials are of top quality, assembled to conform with strict quality-assurance requirements. The cabinet front is constructed of heavy-gauge polished stainless steel for durability. All cabinet joints and seams are sealed vapor-tight. Case is of all metal, welded construction and internally supported and braced for a rigid unit construction. Cabinet design eliminates overlapping panels with raw edges. Cabinet body is insulated with non-CFC, foamed-in-place polyurethane foam with an average thickness of 3 inches to ensure increased energy efficiency. Full-length louvered air grille located above the doors allows equal air circulation to the condensing unit. Easily removable, low wattage, anti-sweat door heaters concealed by a non-metallic, non-conductive, high impact thermal breaker strip eliminates condensate build-up on the cabinet front. Fluorescent lighting is activated by an easily accessible interior switch. Cabinets are equipped with 6-inch adjustable stainless steel legs.

#### Shelving

Shelves are designed for heavy-duty use with .306" diameter frame and brace members and .140" diameter fill wires spaced 3/4" apart. Shelves are welded steel and epoxy-coated for a durable, long, rust-free service life. Adjustments are in 1/2" increments and a wide door opening allows the use of a variety of optional pan and tray slide types.

#### Door Construction

Door shells are constructed of heavy-gauge stainless steel and are internally braced and urethane-foam insulated for rigidity. Door corners are of welded construction and polished. Replaceable snap-in door gaskets are self-adjusting, heavy-duty, magnetic type. Door handles and hinges are chrome-plated and non-corrosive. Doors are provided with built-in cylinder locks which are keyed alike. Hinges are cam-action, lift-off type featuring positive safety stop at 120 degrees.



c



# Designer Line

## FREEZERS

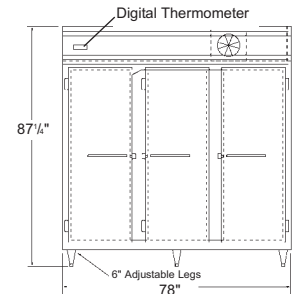
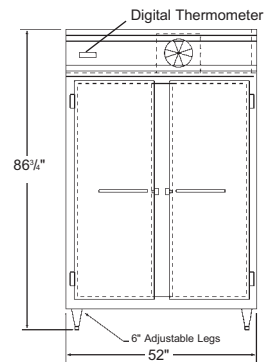
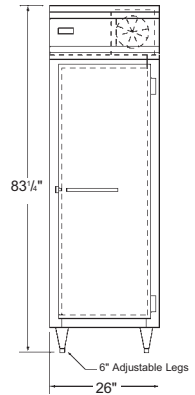
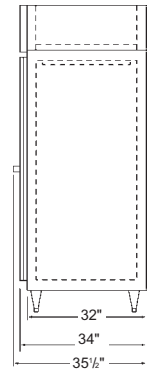
CHARACTERISTICS	DL1F-SS One Section		DL2F-SS Two Section		DL3F-SS Three Section	
	Reach-In	Pass-Thru	Reach-In	Pass-Thru	Reach-In	Pass-Thru
<b>DIMENSIONAL DATA</b>						
Net Capacity (cu. ft.)	21	21	50	50	72	72
Width, Overall (in.)	26	26	52	52	78	78
Depth, Overall (Incl. Hdls.) (in.)	35½	39	35½	39	35½	39
Depth (Less Door(s)) (in.)	32	32	32	32	32	32
Depth (Doors(s) Open 90°) (in.)	55½	79	55½	79	55½	79
Clear Door Width (in.)	19⅞	19⅞	19⅞	19⅞	19⅞	19⅞
Clear Full-Door Height (in.)	58⅞	58⅞	58⅞	58⅞	58⅞	58⅞
Clear Half-Door Height (in.)	27½	27½	27½	27½	27½	27½
Height, Overall (Inc. 6" Legs)(in.)	83¼	83¼	86¾	87¼	87¼	87¼
No. of Full Door(s)	1	2	2	4	3	6
No. of Half Door(s)	2	4	4	8	6	12
No. of Shelves	3	3	6	6	9	9
Shelf Area (sq. ft.)	20.4	20.4	40.8	40.8	61.2	61.2
Tray Slide Capacity (Half)	12 ea.	12 ea.	12 ea.	12 ea.	12 ea.	12 ea.
Tray Slide Capacity (Full)	25 ea.	25 ea.	25 ea.	25 ea.	25 ea.	25 ea.
<b>REFRIGERATION DATA</b>						
Condensing Unit Size (H.P.)	⅓	⅓	½	¾	¾	1
Capacity (BTU/hr)**	1590	1590	2470	3575	3575	4325
<b>ELECTRICAL DATA</b>						
Cabinet Specifications	115/60/1	115/60/1	115/60/1	115/208-230/60/1	115/208-230/60/1	115/208-230/60/1
Feed Wires (Incl. Ground)	3	3	3	3	3	3
Condensing Unit Specs.	115/60/1	115/60/1	115/60/1	208-230/60/1	208-230/60/1	208-230/60/1
Total Amperes	7.6	8.0	12.8	9.3	9.3	14.3
Defrost Amperes	4.3	4.3	4.3	9.6	9.6	9.6
Power Supply Cord	yes	yes	yes	no	no	no
<b>SHIPPING DATA</b>						
Height – crated (in.)	85½	85½	85½	85½	85½	85½
Width – crated (in.)	31⅝	31⅝	64	64	90	90
Depth – crated (in.)	42	42	42	42	42	42
Volume – crated (cu.ft.)	65	65	133	133	187	187
Weight Std – crated (lbs.)	335	365	570	680	805	900
Weight SS – crated (lbs.)	395	425	650	760	920	1015
Weight Std – uncrated (lbs.)	235	265	400	510	595	690
Weight SS – uncrated (lbs.)	295	325	480	490	710	805

\*\*Rating @ -15°F Evaporator, 90° Ambient

Note: All Specifications subject to change without notice.

Note: If the cabinet is located directly against a wall and/or under low ceiling, a minimum clearance of 2" is required.

Cabinet upper side panels and refrigeration plug system can be easily removed and reinstalled at installation site where space limitations are confining.



# Continental

## Refrigerator

A Division of National Refrigeration & A/C Products, Inc.  
 539 Dunksferry Road Bensalem, PA 19020  
 (800) 523-7138 Fax: (215) 244-9579  
 www.continentalrefrigerator.com