

## ROOM SERVICE TRAY DELIVERY CART - ENCLOSED

Accommodates 13" x 20" Perfect•Temp Trays, Architectural Plastics Room Service Style Trays and Dinex Room Service Tray DX1089RS03



Shown with options

### Application

The Room Service Cart is designed for transporting service in units desiring to provide "Room Service" or "Late tray" style meals. The all stainless steel cart features fixed tray slides with 5.25" spacing and accommodates 2 trays per slide. This cart will accommodate 13" x 21" Perfect•Temp trays and the DX1089RS03 Room Service Tray as well as the Architectural Plastics BA5B room service tray.

### Construction

Dinex<sup>®</sup> Room Service carts are fabricated with 1" square tubing frame with welded 18-gauge pre-formed side panels/tray slides. The top, bottom and single panel door shall be 18-gauge, stainless steel. Door has recessed door pull with a transport latch. The door has a 270° door swing with magnets to keep the door in an opened position.

**Casters:** Four 5" diameter plate-type, 2 fixed, 2 swivel with brakes.

### Item Numbers

- DXPSC10
- DXPSC12
- DXPSC14

### Pass-Thru Model

- DXPSCPT10
- DXPSCPT12
- DXPSCPT14

### Standard Features

- All stainless steel
- Pull type door handle
- Transport latch with magnets
- Small footprint
- Plate-type 5" casters, 2 with brakes

### Options

- 1, 2, 3, or 4-sided top rail
- Corner bumpers
- Wrap-around bumpers

### Warranty

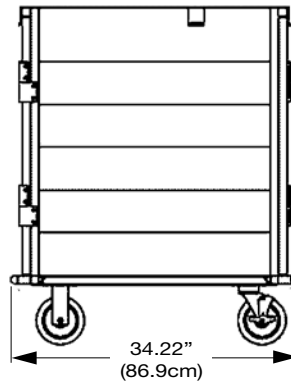
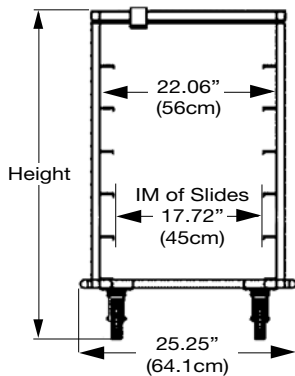
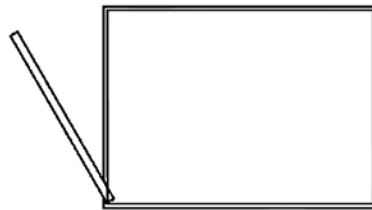
One year parts and labor.

# DINEX<sup>®</sup>

Building 2, Suite 106  
628 Hebron Avenue  
Glastonbury, CT 06033  
800.523.9752 Fax: 860.652.3135  
www.dinex.com

# ROOM SERVICE TRAY DELIVERY CART - ENCLOSED

Accommodates 13" x 20" Perfect•Temp Trays, Architectural Plastics  
Room Service Style Trays and Dinetex Room Service Tray DX1089RS03



## Items and Dimensions

ITEM NUMBER	MODEL NUMBER	LENGTH	DEPTH	HEIGHT	SHIP WEIGHT	SHIP CUBE	TRAY SPACING	TRAY CAPACITY
DXPSC10 DXPSCPT10	PSC/10 PSCPT/10	25.25" (64.1cm)	34.22" (86.9cm)	35.57" (90.3cm)	220 lb. (99.9kg) 225 lb. (102.2kg)	23.7	5.25"	10
DXPSC12 DXPSCPT12	PSC/12 PSCPT/12	25.25" (64.1cm)	34.22" (86.9cm)	40.91" (103.9cm)	240 lb. (109kg) 245 lb. (111.5kg)	26.5	5.25"	12
DXPSC14 DXPSCPT14	PSC/14 PSCPT/14	25.25" (64.1cm)	34.22" (86.9cm)	46.25" (117.5cm)	260 lb. (118kg) 265 lb. (120.3kg)	29.6	5.25"	14



Please confirm that you have the most current specification sheet by visiting [www.dinex.com](http://www.dinex.com).  
Dinex® reserves the right to change specifications and product design without notice.  
Such revisions do not entitle the buyer to corresponding changes, improvements, additions or replacements for previously purchased equipment.

Printed in USA



Building 2, Suite 106  
628 Hebron Avenue  
Glastonbury, CT 06033  
800.523.9752 Fax: 860.652.3135  
[www.dinex.com](http://www.dinex.com)

135-REV 10/09