






Profit from the Eagle Advantage®

Specification Sheet

Item No.: _____
 Project No.: _____
 S.I.S. No.: _____

Catalog Specification Sheet No. **EG01.34B**

Stand-Outs™ Decorative Shelving Components and Accessories



Stand-Outs™ Decorative Shelving Components and Accessories

MODELS:

- | | | | |
|----------------------------------|----------------------------------|---------------------------------|---------------------------------|
| <input type="checkbox"/> CS12*R | <input type="checkbox"/> DSI-30* | <input type="checkbox"/> M18*BL | <input type="checkbox"/> LR*-BL |
| <input type="checkbox"/> CS12*W | <input type="checkbox"/> CSI-14* | <input type="checkbox"/> M18*C | <input type="checkbox"/> LR*-C |
| <input type="checkbox"/> CS12*BL | <input type="checkbox"/> CSI-18* | <input type="checkbox"/> WR*-R | <input type="checkbox"/> SH-* |
| <input type="checkbox"/> CS12*C | <input type="checkbox"/> CSI-21* | <input type="checkbox"/> WR*-W | <input type="checkbox"/> LH-* |
| <input type="checkbox"/> DSI-14* | <input type="checkbox"/> CSI-24* | <input type="checkbox"/> WR*-BL | <input type="checkbox"/> LDH-* |
| <input type="checkbox"/> DSI-18* | <input type="checkbox"/> CSI-30* | <input type="checkbox"/> WR*-C | <input type="checkbox"/> ET24-* |
| <input type="checkbox"/> DSI-21* | <input type="checkbox"/> M18*R | <input type="checkbox"/> LR*-R | <input type="checkbox"/> DA6-* |
| <input type="checkbox"/> DSI-24* | <input type="checkbox"/> M18*W | <input type="checkbox"/> LR*-W | |

* See charts for complete model numbers.

Cantilever Shelves

12" (356mm) width.

	red	white	black	chrome	length		weight	
					in.	mm	lb.	kg
CS1224-R	CS1224-W	CS1224-BL	CS1224-C	24"	610	4	1.8	
CS1230-R	CS1230-W	CS1230-BL	CS1230-C	30"	762	5	2.3	
CS1236-R	CS1236-W	CS1236-BL	CS1236-C	36"	914	6	2.7	
CS1242-R	CS1242-W	CS1242-BL	CS1242-C	42"	1067	7	3.2	
CS1248-R	CS1248-W	CS1248-BL	CS1248-C	48"	1219	8	3.6	
CS1254-R	CS1254-W	CS1254-BL	CS1254-C	54"	1372	8	3.6	
CS1260-R	CS1260-W	CS1260-BL	CS1260-C	60"	1524	9	4.1	

Angled Shelves

18" (457mm) width. Hanger rails included.

	red	white	black	chrome	length		weight	
					in.	mm	lb.	kg
M1836R	M1836W	M1836BL	M1836C	36"	914	9	4.1	
M1848R	M1848W	M1848BL	M1848C	48"	1219	12	5.5	
M1860R	M1860W	M1860BL	M1860C	60"	1524	17	7.7	

Inlays

Fits between posts, and levels with top of shelf edge.

black & white	clear *	width x length		weight**	
		in.	mm	lb.	kg
DSI-1430	CSI-1430	14" x 30"	356 x 762	1.0	0.5
DSI-1436	CSI-1436	14" x 36"	356 x 914	1.0	0.5
DSI-1448	CSI-1448	14" x 48"	356 x 1219	1.0	0.5
DSI-1460	CSI-1460	14" x 60"	356 x 1524	1.0	0.5
DSI-1836	CSI-1836	18" x 36"	457 x 914	1.0	0.5
DSI-1848	CSI-1848	18" x 48"	457 x 1219	1.0	0.5
DSI-1860	CSI-1860	18" x 60"	457 x 1524	1.0	0.5
DSI-1872	CSI-1872	18" x 72"	457 x 1829	1.0	0.5
DSI-2136	CSI-2136	21" x 36"	533 x 914	1.0	0.5
DSI-2148	CSI-2148	21" x 48"	533 x 1219	1.2	0.5
DSI-2160	CSI-2160	21" x 60"	533 x 1524	1.3	0.6
DSI-2172	CSI-2172	21" x 72"	533 x 1829	1.4	0.6
DSI-2424	CSI-2424	24" x 24"	610 x 610	1.0	0.5
DSI-2430	CSI-2430	24" x 30"	610 x 762	1.0	0.5
DSI-2436	CSI-2436	24" x 36"	610 x 914	1.0	0.5
DSI-2448	CSI-2448	24" x 48"	610 x 1219	1.1	0.5
DSI-2454	CSI-2454	24" x 54"	610 x 1372	1.3	0.6
DSI-2460	CSI-2460	24" x 60"	610 x 1524	1.4	0.6
DSI-2472	CSI-2472	24" x 72"	610 x 1829	1.8	0.8
DSI-3060	CSI-3060	30" x 60"	762 x 1524	2.0	0.9
DSI-3072	CSI-3072	30" x 72"	762 x 1829	2.5	1.1

* Actual width of CSI inlay is minus 1/4".

** Weights shown per inlay.

EAGLE GROUP

100 Industrial Boulevard, Clayton, DE 19938-8903 USA

Phone: 302-653-3000 • Fax: 302-653-2065

www.eaglegrp.com

Foodservice Division: Phone 800-441-8440

MHC/Retail Display Divisions: Phone 800-637-5100

For custom configuration or fabrication needs, contact our SpecFAB® Division.

Phone: 302-653-3000 • Fax: 302-653-3091 • e-mail: specfab@eaglegrp.com

Certifications / Approvals



AUTOQUOTES

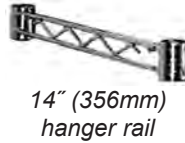


Spec sheets available for viewing, printing or downloading from our online literature library at www.eaglegrp.com

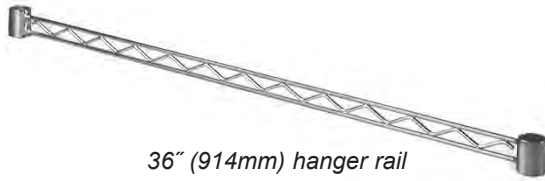


Item No.: _____
 Project No.: _____
 S.I.S. No.: _____


Stand-Outs™ Decorative Shelving Components and Accessories



14" (356mm) hanger rail



36" (914mm) hanger rail




small snap hook

large snap hook

large double snap hook



etagere top



display arm

Hanger Rails...

...Front-to-Back

	red	white	black	chrome	length		weight	
					in.	mm	lb.	kg
WR14-R	WR14-W	WR14-BL	WR14-C	14"	356	1.0	0.5	
WR18-R	WR18-W	WR18-BL	WR18-C	18"	457	1.1	0.5	
WR24-R	WR24-W	WR24-BL	WR24-C	24"	610	1.5	0.7	
WR30-R	WR30-W	WR30-BL	WR30-C	30"	762	1.7	0.8	
WR36-R	WR36-W	WR36-BL	WR36-C	36"	914	1.9	0.9	

...Left-to-Right

	red	white	black	chrome	length		weight	
					in.	mm	lb.	kg
LR24-R	LR24-W	LR24-BL	LR24-C	24"	610	1.5	0.7	
LR30-R	LR30-W	LR30-BL	LR30-C	30"	762	1.7	0.8	
LR36-R	LR36-W	LR36-BL	LR36-C	36"	914	1.9	0.9	
LR42-R	LR42-W	LR42-BL	LR42-C	42"	1067	2.0	0.9	
LR48-R	LR48-W	LR48-BL	LR48-C	48"	1092	2.1	1.0	
LR54-R	LR54-W	LR54-BL	LR54-C	54"	1372	2.3	1.0	
LR60-R	LR60-W	LR60-BL	LR60-C	60"	1524	2.5	1.1	
LR66-R	LR66-W	LR66-BL	LR66-C	66"	1676	2.7	1.2	
LR72-R	LR72-W	LR72-BL	LR72-C	72"	1829	2.9	1.3	

Hooks

These snap-on hooks are heavy-gauge mild steel.

description	chrome	black	length x width x height		weight	
			inches	mm	lb.	kg
small snap hook	SH-C	SH-BL	1 1/4" x 4 1/4" x 3/8"	32 x 108 x 10	0.3	0.1
large snap hook	LH-C	LH-BL	2 1/4" x 4 1/4" x 3/8"	57 x 108 x 10	0.3	0.1
large double hook	LDH-C	LDH-BL	2 1/4" x 4 1/4" x 3/8"	57 x 108 x 10	0.3	0.1

Etagere Top

Decorative top fits 24" (610mm)-long shelving.

	red	white	black	chrome	length		weight	
					in.	mm	lb.	kg
ET24-R	ET24-W	ET24-BL	ET24-C	24"	610	1.5	0.7	

Display Arm

Merchandising display arm for everything from pots to purses; perfect for 'quick-pick' items. Easily attaches to standard posts.

	red	white	black	chrome	zinc	length		wt. cap.	
						in.	mm	lb.	kg
DA6-R	DA6-W	DA6-BL	DA6-C	DA6-Z	6"	152	20	9.0	

EAGLE GROUP
 100 Industrial Boulevard, Clayton, DE 19938-8903 USA
 Phone: 302-653-3000 • Fax: 302-653-2065
 www.eaglegrp.com

Foodservice Division: Phone 800-441-8440
 MHC/Retail Display Divisions: Phone 800-637-5100

Printed in U.S.A.
 ©2012 by Eagle Group

Rev. 02/12

Spec sheets available for viewing, printing or downloading from our online literature library at www.eaglegrp.com

Although every attempt has been made to ensure the accuracy of the information provided, we cannot be held responsible for typographical or printing errors. Information and specifications are subject to change without notice. Please confirm at time of order.