



Evo, Inc.
8140 SW Nimbus Ave., Bldg 5
Beaverton, OR 97008
P 503-626-1802 • F 503-213-5869
www.evoamerica.com

Project: _____
Location: _____
Item #: _____ Qty: _____
Model #: _____

AIA #

SIS#

10-0148-EVT

Model# **10-0148-EVT**

Evo® EVent™ 48E



EVent™ 48E
Shown with
Wood Dining Tabletop & Trim
10-0148-EVT
10-0150-EVT-STD



EVent™ 48E
Shown with
Metal Surround & 36" Casters
10-0148-EVT
10-0150-EVT-FMS
10-0150-36

SHORT FORM SPECIFICATIONS:

The Evo EVent™ 48E is an electrically controlled 24" (610mm) x 48" (1219mm) rectangular steel teppan style cooktop in an integrated downdraft ventilation base. Four independent heaters heat a programmable cooking zone with variable temperatures ranging from 100°F to 550°F (38°C to 288°C). A stainless steel high velocity CFM downdraft filtration system provides full containment and capture from the intake aperture located on the chef-side adjacent the cooking surface, and a discharge duct on the chef-side returns clean filtered air. The filtration system is fully welded stainless steel and utilizes a washable stainless steel grease pre-filter, a washable electrostatic precipitator filter cartridge, and a final stage replaceable activated charcoal filter. A self-contained fire suppression system with cross-pattern nozzles provide a continuous zone of fire protection.

Base Model Data

Model	Cook Surface	Voltage	Amps	Average AMP Draw
10-0148-EVT	24" x 48" 1152 square Inches	208V-220V 60Hz, 1-Phase	40 AMP	32 AMPS Maximum

Customization

Model #	Description
10-0148-EVT	Base Unit - Teppan Style Cooktop with Integrated Downdraft Ventilation and fire suppression (31" H)
Customization:	
10-0150-EVT-STD	Wood Dining Tabletop & Base Trim - Beech with Walnut Stain 17" Corner Radius
10-0150-EVT-FMS	Metal Surround - Stainless Steel Enclosure
10-0150-EVT-34	34" Height - Casters to Adjust Base Height to 34"
10-0150-EVT-36	36" Height - Casters to Adjust Base Height to 36"

Due to ongoing product improvement, specifications are subject to change without notice.

Electric Cooktop in Ductless Downdraft Ventilation Table

INDOOR USE

- 24" (610mm) x 48" (1219mm) rectangular steel Teppan style cooking surface surrounded with black granite counter top.
- Customize with wood dining table or metal surround.
- Resistive touch screen display controls cook temperature presets and filter condition monitoring.
- Variable temperatures 100°F to 550°F (38°C to 288°C).
- Electric: 208V - 220V, 40AMP, 1-Phase.
- Low noise, high efficiency CFM downdraft ventilation system with chef-side intake aperture and discharge duct.
- Chef-side accessible washable stainless steel pre-filter and washable electrostatic precipitator filter, with replaceable activated charcoal post-filter.
- Self-contained fire suppression system with nozzles in cross-pattern arrangement provide a continuous zone of protection.

Designed For Table Seating in Teppan Concept Restaurants

- Install in teppanyaki style restaurants where theatrical cooking with a self-contained ventilation cooking station is required.
- Caster wheel mounted chassis allows easy setup and placement.

Easy Operation, Easy Maintenance, Easy Cleanup

- Food service staff skill level: Intermediate.
- Cooking techniques: teppanyaki grill, flattop plancha-style grilling, sauté, sear, stir-fry, toast.
- Cook surface is durable and easy to clean.
- Ventilation filters are accessible and easy to clean with periodic maintenance schedule.
- Sealed electric heaters and electronic controls.



Approvals:





Model# **10-0148-EVT**

Evo® EVent™ 48E

Base Model with Wood Dining Tabletop & Trim:

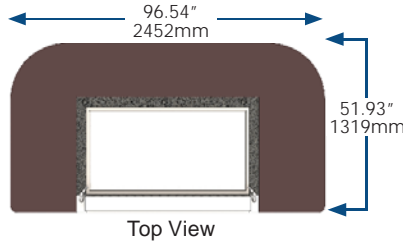
Aperture Height From
Cooking Surface
3.5" (89mm)



Guest Side



Chef Side



Top View



Side View

Model #s For this Configuration	Cook Surface	Dimensions			Voltage	Amps	Average AMP Draw	Net Weight	Ship Weight
		H	W	D					
10-0148-EVT 10-0150-EVT-STD	24" x 48" 1152 square Inches	31" 787mm	96.54" 2452mm	51.93" 1319mm	208V 60Hz, 1-Phase	40 AMP	32 AMPS Maximum	869 lbs 394 kg	1119 lbs 507 kg

Base Model with Metal Surround & 36" Casters:


Aperture Height From
Cooking Surface
3.5" (89mm)



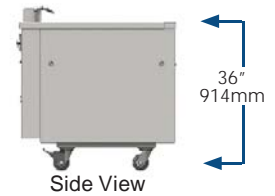
Guest Side



Chef Side



Top View



Side View

Model #s For this Configuration	Cook Surface	Chassis Base Dimensions			Voltage	Amps	Average AMP Draw	Net Weight	Ship Weight
		H	W	D					
10-0148-EVT 10-0150-EVT-FMS 10-0150-EVT-36	24" x 48" 1152 square Inches	36" 914mm	59.14" 1502mm	38.24" 971mm	208V 60Hz, 1-Phase	40 AMP	32 AMPS Maximum	857 lbs 388 kg	1107 lbs 502 kg

INSTALLATION REQUIREMENTS

208V-220V, 40AMP, 1-Phase electrical service. Must be installed level.

ELECTRICAL CONNECTION

VOLTAGE
208V-220VAC
60Hz, 1-Phase

AMPS
40AMP Dedicated Circuit

CONNECTION
Cord: 600V 3/C 8AWG FT-2, 8ft
Plug: NEMA 6-50P

CONNECTION LOCATION
Bottom Right (from guest side)



ACCESSORIES INCLUDED

- Professional grill surface cleaning kit (3M brand) - Includes handle cooksurface cleaning pad and screen.
- 2 stainless steel spatulas, 1 stainless steel scraper, stainless steel cleaner and protectant.
- Owner's Manual & Use and Care Instructions.

REPLACEMENT FILTER ITEM NUMBERS

- Ships with one of each filter installed. Filter replacements:
- 13-0200-EVT Electrostatic Precipitator (ESP) Cell Filter
 - 13-0210-EVT Stainless Steel Grease Filter
 - 13-0220-EVT Aluminum Pre-Filter
 - 13-0230-EVT Disposable Charcoal Filter