



BOTTOM MOUNT REACH-IN GLASS DOOR REFRIGERATORS

Bottom Mounted Condensing Unit

EB – Series

• EBGR1 • EBGNR2 • EBGR2

Cabinet Construction

Heavy duty stainless steel interior and exterior, and galvanized steel finished top, bottom and back wall of exterior. ABS evaporator drain cover. 2.5" thick high density foamed-in-place polyurethane insulation. Four 4" diameter casters (front casters with brakes). Door heater installation around inside cabinet frame to prevent moisture build-up.

Refrigeration System

- Bottom mounted condensing unit
- Oversized condenser and evaporator coil cools to set and maintain temperature in minimum time period
- Forced-air cooling with dual evaporator fan motors providing balanced airflow throughout cabinet to ensure faster temperature drop
- Environmentally friendly CFC free R-134A refrigerant
- Adjustable, time initiated defrost cycle of 3 to 12 hours with 350 watt heater, both time and temperature terminated for fail-safe backup
- Automatic evaporator fan motor delay on defrost cycle
- Copper tube and aluminum fin evaporator with anti-corrosive coating
- Energy efficient condensate drain pan with wicking pads located at bottom of cabinet
- Pressure relief port located at top of cabinet for rapid re-entry
- Interior airflow backward to ensure proper air circulation
- Pre-wired and ready to plug, 115V/60Hz/1Ph, NEMA 5-15P

Doors

- Grey PVC door frames
- Low emitting double pane glass system reflects UV rays and improves insulation for maximized energy efficiency
- Heavy duty adjustable torsion spring self-closing door system
- One piece snap-in magnetic door gasket for easy replacement
- Heavy duty die-cast door handles
- Field reversible doors

Lighting

- Safety shielded vertical LED interior lighting with on/off switch for energy saving, less heat generation and enhanced illumination

Shelving

- Four epoxy coated wire shelves per section
- Stainless steel pilasters and shelf clips

Temperature Control

- Factory preset temperature, 35°F
- Temperature setting range from 33°F to 41°F
- Easy to read digital temperature display
- Easy to program push button temperature control
- Microchip digital monitoring system with a variety functions to monitor and maintain optimum temperature



EBGR1



EBGNR2



EBGR2

<ul style="list-style-type: none"> • Project / Customer _____ • Item No. _____ • Model No. _____ 	<p>Warranty</p> <p>5 Year — Compressor Warranty 3 Year — Parts & Labor Warranty Applicable to units purchased after July 1, 2014</p>	<p>Please visit our website for updated Energy Efficiency information</p> <p>201 W. Artesia Blvd, Compton, CA 90220 T. (310) 323-6586, (800) 444-6285 F. (310) 323-7524 www.EVERESTref.com</p>
-----------------------------------------------------------------------------------------------------------------------------------	---------------------------------------------------------------------------------------------------------------------------------------------------------	------------------------------------------------------------------------------------------------------------------------------------------------------------------------------------------------------------------------------------------------

BOTTOM MOUNT REACH-IN GLASS DOOR REFRIGERATORS

Bottom Mounted Condensing Unit

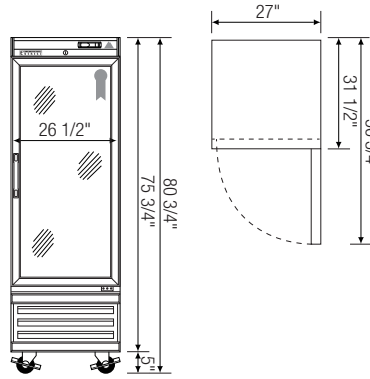
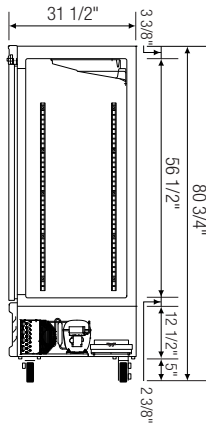


EB – Series

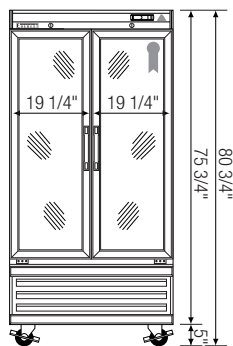
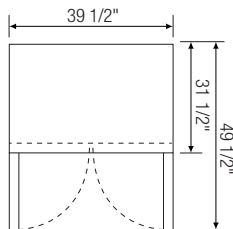
• EBGR1 • EBGNR2 • EBGR2

Dimensions

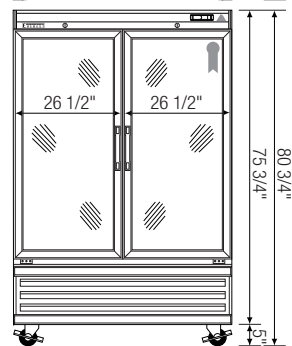
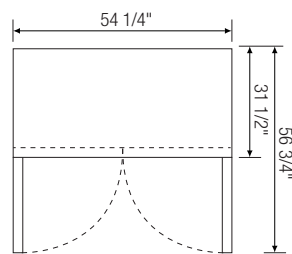
SIDE VIEW



▲ EBGR1



▲ EBGNR2



▲ EBGR2

Model	Ref/ Fzr/ Dual	# of Doors	Capacity (Cu.Ft.)	HP	Refrigerant	# of Shelves	Power (V-Hz-Ph)	Amps	Crated Weight (LBS)	Exterior Dimensions (Inches)			* Height does not include 5" for caster. Ref = Refrigerator Fzr = Freezer Dual = Ref & Fzr Combo
										L	D	H *	
EBGR1	Ref	1	18	1/3	R-134A	4	115-60-1	5.35	311	27	31 1/2	75 3/4	
EBGNR2	Ref	2	28	1/3+	R-134A	8	115-60-1	7.42	408	39 1/2	31 1/2	75 3/4	
EBGR2	Ref	2	40	1/2+	R-404A	8	115-60-1	8.02	494	54 1/2	31 1/2	75 3/4	

Disclaimer: Product dimensions are for general purposes and not absolute value. Slight variations may exist. If dimensions are critical, please contact Everest.

Specifications subject to change without notice.

www.EVERESTref.com

201 W. Artesia Blvd, Compton, CA 90220
T. (310) 323-6586, (800) 444-6285 F. (310) 323-7524