



UPRIGHT REACH-IN FREEZERS

Top Mounted Condensing Unit

ES – Series

• ESF1 • ESFH2 • ESF2 • ESWF2 • ESF3

Cabinet Construction

Heavy duty stainless steel interior and exterior, and galvanized steel finished top, bottom and back wall of exterior. ABS evaporator drain cover. 2.5" thick high density foamed-in-place polyurethane insulation. Four 4" diameter casters (front casters with brakes). Door heater installation around inside cabinet frame to prevent moisture build-up.

Refrigeration System

- Self-contained condensing unit located at top of cabinet for high performance
- Oversized condenser and evaporator coil cools to set and maintain temperature in minimum time period
- Forced-air cooling with dual evaporator fan motors providing balanced airflow throughout cabinet to ensure faster temperature drop
- Environmentally friendly CFC free R-404A refrigerant
- Adjustable, time initiated defrost cycle of 3 to 12 hours with 350 watt heater, both time and temperature terminated for fail-safe backup
- Automatic evaporator fan motor delay on defrost cycle
- Copper tube and aluminum fin evaporator with anti-corrosive coating
- Energy efficient condensate drain pan located at bottom of cabinet constructed of anodized aluminum
- Two pressure relief ports located at exterior back wall and top of cabinet for rapid re-entry
- Interior airflow backguard to ensure proper air circulation
- Pre-wired and ready to plug, 115V/60Hz/1Ph, NEMA 5-15P, model ESF3 (230V/60Hz/1Ph) without plug

Doors

- Heavy duty stainless steel interior and exterior
- 2.5" thick high density foamed-in-place polyurethane insulation
- Rounded corners for a sleek and modern appearance
- Heavy duty adjustable torsion spring self-closing door system
- One piece snap-in magnetic door gasket for easy replacement
- Heavy duty recessed door handles for a flat surface
- Door locks
- Field reversible doors (*available from 2013 models*)

Lighting

- Safety shielded incandescent interior lighting

Shelving

- Three epoxy coated wire shelves per section
- Stainless steel pilasters and shelf clips

Temperature Control

- Factory preset temperature, -4°F
- Temperature setting range from -10 F to 54°F
- Easy to read digital temperature display
- Easy to program push button temperature control
- Microchip digital monitoring system with a variety of functions to monitor and maintain optimum temperature



ESF1



ESFH2



ESF2



ESWF2



ESF3

• Project / Customer _____
 • Item No. _____
 • Model No. _____

Warranty

5 Year — Compressor Warranty
 3 Year — Parts & Labor Warranty
 Applicable to units purchased after July 1, 2014



Please visit our website for updated Energy Efficiency information

201 W. Artesia Blvd, Compton, CA 90220
 T. (310) 323-6586, (800) 444-6285 F. (310) 323-7524
www.EVERESTref.com

UPRIGHT REACH-IN FREEZERS

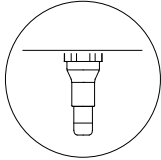
Top Mounted Condensing Unit



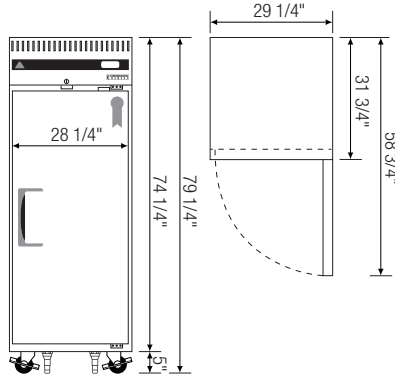
ES – Series

• ESF1 • ESFH2 • ESF2 • ESWF2 • ESF3

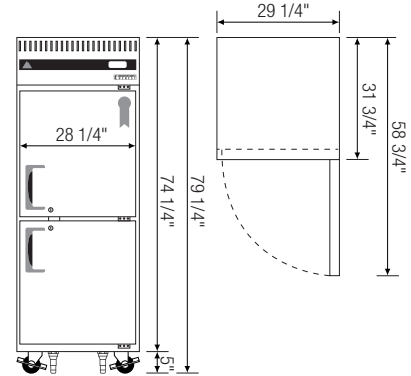
Dimensions



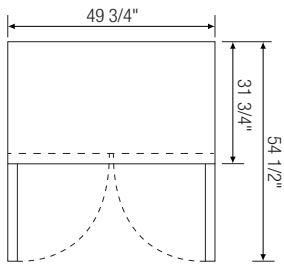
Two additional front adjustable stainless steel clad ABS legs for model ESF1 and ESFH2 to prevent movement of unit when opening and closing doors, and for model ESF3 to support weight in the middle



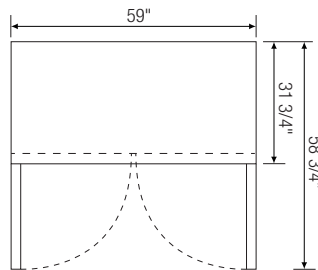
▲ ESF1



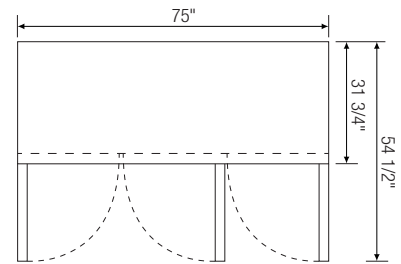
▲ ESFH2



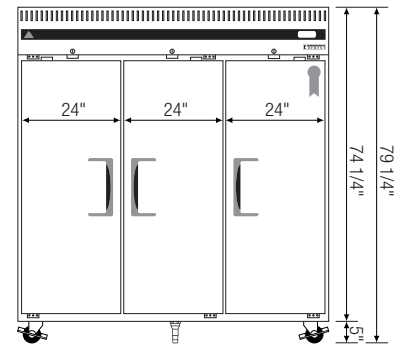
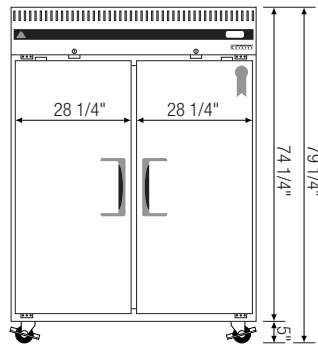
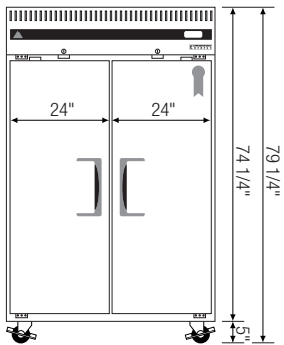
▲ ESF2



▲ ESWF2



▲ ESF3



Model	Ref/ Fzr/ Dual	# of Doors	Capacity (Cu.Ft.)	HP	Refrigerant	# of Shelves	Power (V-Hz-Ph)	Amps	Crated Weight (LBS)	Exterior Dimensions (Inches)			* Height does not include 5" for caster. Ref = Refrigerator Fzr = Freezer Dual = Ref & Fzr Combo H = Half Door
										L	D	H*	
ESF1	Fzr	1	23	1/2	R-404A	3	115-60-1	7.57	293	29 1/4	31 3/4	74 1/4	
ESFH2	Fzr	2(H)	23	1/2	R-404A	3	115-60-1	7.60	289	29 1/4	31 3/4	74 1/4	
ESF2	Fzr	2	48	1/2 x 2	R-404A	6	115-60-1	15.12	454	49 3/4	31 3/4	74 1/4	
ESWF2	Fzr	2	55	1/2 x 2	R-404A	6	115-60-1	15.12	503	59	31 3/4	74 1/4	
ESF3	Fzr	3	71	1/3+ x 3	R-134A	9	230-60-1	12.36	635	75	31 3/4	74 1/4	

Disclaimer: Product dimensions are for general purposes and not absolute value. Slight variations may exist. If dimensions are critical, please contact Everest.

Specifications subject to change without notice.

www.EVERESTref.com

201 W. Artesia Blvd, Compton, CA 90220
T. (310) 323-6586, (800) 444-6285 F. (310) 323-7524