

UPRIGHT REACH-IN GLASS DOOR REFRIGERATORS

Top Mounted Condensing Unit



EVEREST
REFRIGERATION

www.EVERESTref.com

UPRIGHT REACH-IN GLASS DOOR REFRIGERATORS (TOP MOUNT)

ES – Series

• ESGR1 • ESGR2 • ESGWR2 • ESGR3-A



ESGR1



ESGR2



ESGWR2



ESGR3A

Cabinet Construction

Heavy duty stainless steel interior and exterior, with galvanized steel finished top, bottom and back wall of exterior. ABS evaporator drain cover. 2.5" thick high density foamed-in-place polyurethane insulation. Four 4" diameter casters (front casters with brakes). Door heater installed around inside cabinet frame to prevent moisture build-up.

Refrigeration System

- Self-contained condensing unit located at top of cabinet for high performance
- Oversized condenser and evaporator coils quickly achieve and maintain desired temperature
- Forced-air cooling with multiple evaporator fan motors providing balanced airflow throughout cabinet to ensure faster temperature drop
- Environmentally friendly CFC free R-134A refrigerant
- Adjustable, time initiated defrost cycle of 3 to 12 hours with 350 watt defrost heater, both time and temperature terminated for fail-safe operation
- Automatic evaporator fan motor delay after defrost cycle
- Copper tube and aluminum fin evaporator with anti-corrosive coating
- Exterior anodized aluminum drain pan for self sufficient condensation removal
- Two pressure relief ports for rapid cabinet re-entry
- Interior airflow backward to ensure proper air circulation
- Pre-wired and ready to plug, 115V/60Hz/1Ph, NEMA 5-15P

Doors

- Grey PVC door frames
- Low emissivity double pane glass system reflects UV rays and improves insulation for maximized energy efficiency
- Heavy duty adjustable torsion spring self-closing door system
- One piece snap-in magnetic door gaskets for easy replacement
- Heavy duty die-cast door handles
- Field reversible doors (*available from 2013 models*)

Lighting

- Shielded vertical LED interior lighting with on/off switch for energy saving, less heat generation and enhanced illumination

Shelving

- Four epoxy coated wire shelves per section
- Stainless steel pilasters and shelf clips

Temperature Control

- Factory preset temperature, 35°F
- Temperature setting range from 33°F to 54°F
- Easy to read digital temperature display
- Easy to program push button temperature control
- Microchip digital control and monitoring system with a variety of functions to monitor and maintain optimum temperature

• Project / Customer _____

• Item No. _____

• Model No. _____

Warranty

5 Year — Compressor Warranty
3 Year — Parts & Labor Warranty
Applicable to units purchased after July 1, 2014.

Contact

201 W. Artesia Blvd, Compton, CA 90220
T. (310) 323-6586, (800) 444-6285
F. (310) 323-7524, (310) 761-1127

UPRIGHT REACH-IN GLASS DOOR REFRIGERATORS

Top Mounted Condensing Unit



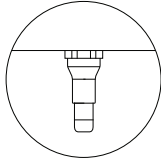
EVEREST
REFRIGERATION

www.EVERESTref.com

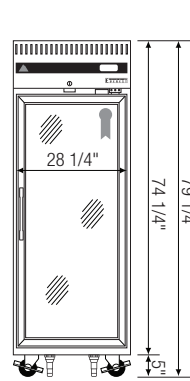
ES – Series

• ESGR1 • ESGR2 • ESGWR2 • ESGR3A

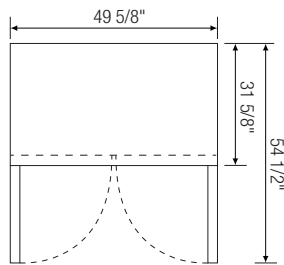
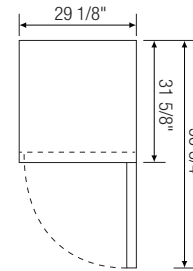
Dimensions



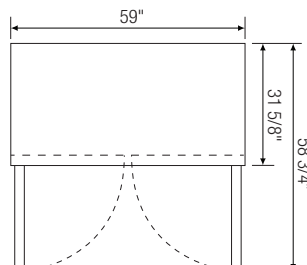
Two additional front adjustable stainless steel clad ABS legs for model ESGR1 to provide extra stability when opening and closing door, and one additional leg for model ESGR3A for weight support.



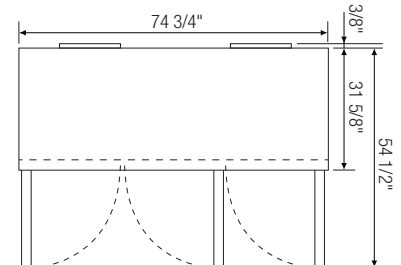
▲ ESGR1



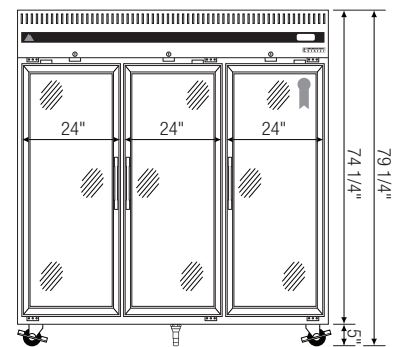
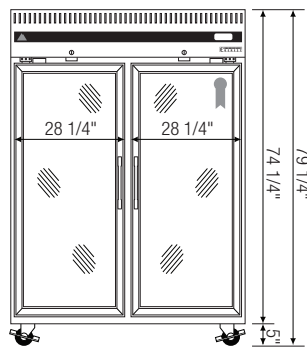
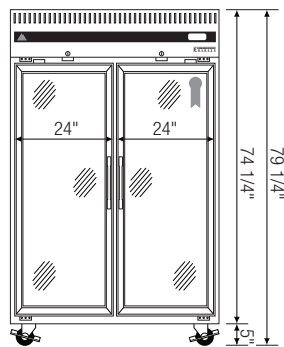
▲ ESGR2



▲ ESGWR2



▲ ESGR3A



| Model | Ref/ Frz/ Dual | # of Doors | Capacity (Cu.Ft.) | HP | Refrigerant | # of Shelves | Power (V-Hz-Ph) | Amps | Crated Weight (LBS) | Exterior Dimensions (Inches) | | | * Height does not include 5" for casters † Exterior depth dimension does not include 1-1/2" for door handles Ref = Refrigerator Frz = Freezer Dual = Ref & Frz Combo |
|--------|----------------------|---------------|----------------------|----------|-------------|-----------------|--------------------|-------|---------------------------|---------------------------------|--------|--------|---|
| | | | | | | | | | | L | D† | H* | |
| ESGR1 | Ref | 1 | 23 | 1/3 | R-134A | 4 | 115-60-1 | 5.35 | 318 | 29 1/8 | 31 5/8 | 74 1/4 | |
| ESGR2 | Ref | 2 | 48 | 1/3+ | R-134A | 8 | 115-60-1 | 11.00 | 465 | 49 5/8 | 31 5/8 | 74 1/4 | |
| ESGWR2 | Ref | 2 | 55 | 1/3+ | R-134A | 8 | 115-60-1 | 11.00 | 514 | 59 | 31 5/8 | 74 1/4 | |
| ESGR3A | Ref | 3 | 71 | 1/3+ x 2 | R-134A | 12 | 115-60-1 | 9.49 | 647 | 74 3/4 | 32 | 74 1/4 | |

Disclaimer: Product dimensions are for general purposes and not absolute value. Slight variations may exist. If dimensions are critical, please contact Everest.