

800 Series Grinders

Slimline Coffee Grinders



MODEL 875

available in Bold Black or
Cardinal Red



MODEL 835

available in Bold Black or
Cardinal Red



MODEL 810

available in Bold Black

In-store consumer coffee grinding has never been better than with our slimline 800 Series coffee grinders. Grindmaster offers a powerful and efficient unit in a compact space-saving size. These machines are ideal for both small and large stores where space is a premium.



GRINDMASTER™
CORPORATION

800 Series

Slimline Coffee Grinders

All 800 Series Grinders Feature:

- Compact space-saving size - only 7" wide
- Powerful motor with circuit breaker
- "User friendly" features
- A unique contemporary style
- Custom colors and graphics available on quantity orders (ask for details!)
- Easy-to-follow instructions
- Troubleshooting guides with toll free service number affixed to back of each grinder

810 & 810A Features:

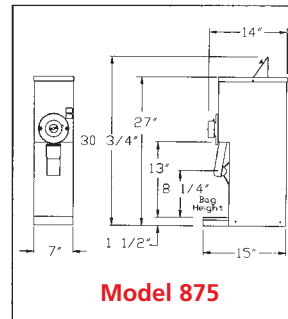
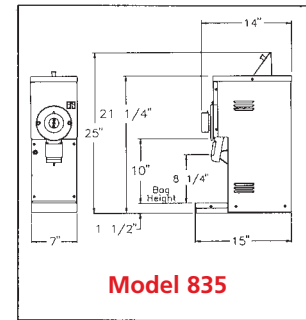
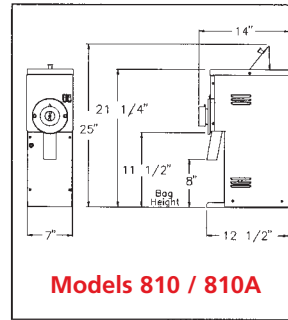
- Medium duty, economically priced grinder
- Manual On/Off switches
- Espresso to percolator grind selection
- Compact size
- Bifold lid
- Available in stylish black finish
- 810A - Automatic Shut-off
- Ideal for low to medium volume specialty shops, grocery stores, donut shops and c-stores.

835 & 875 Features:

- Turkish to coarse grind selection
- Fast grind time
- Steep slope hopper promotes positive bean flow
- Bifold lid
- Separate start/stop push buttons
- Positive action bag switch
- Precision Burrs
- Stainless steel tidy tray with pull out drawer
- Attractive stainless steel front panel
- Choose from Bold Black or Cardinal Red
- Ideal for all self-service applications, including grocery stores and specialty shops

Best Warranty Program in the Industry

- Grindmaster uses precision cast burrs to give a uniform grind every time
- Burrs - 4 years parts (or 30,000 pounds of coffee - whichever comes first) and 1 year labor
- All other components - 2 years parts and 1 year labor



Specifications:

Model	810	810A	835	875
Electrical	115V AC / 60 Hz / 8 Amps	115V AC / 60 Hz / 8 Amps	115V AC / 60 Hz / 8 Amps	115V AC / 60 Hz / 8 Amps
Motor	Heavy-Duty 1/3 HP	Heavy-Duty 1/3 HP	Heavy-Duty 1/2 HP	Heavy-Duty 1/2 HP
Hopper Capacity	1 1/2 lbs. whole bean coffee	1 1/2 lbs. whole bean coffee	1 1/2 lbs. whole bean coffee	3 lbs. whole bean coffee
Bag Height	Min. 8", Max. 11-1/2"	Min. 8", Max. 11-1/2"	Min. 8-1/4", Max. 10"	Min. 8-1/4", Max. 13"
Grind Types	Espresso, Fine, Auto Drip, Drip, Percolator		Turkish, Espresso, Fine, Auto-Drip, Drip, Percolator, Coarse	
Dimensions (H x W x D)	21-1/4" x 7" x 12-1/2" (25"H with lid open)	21-1/4" x 7" x 12-1/2" (25"H with lid open)	21-1/4" x 7" x 15" (25"H with lid open)	27" x 7" x 15" (30-3/4"H with lid open)
Ship Weight	42 lbs.	42 lbs.	46 lbs.	53 lbs.
Ship Dimensions (H x W x D)	26-3/4" x 18-1/2" x 12-1/2"	26-3/4" x 18-1/2" x 12-1/2"	26-3/4" x 18-1/2" x 12-1/2"	33-1/2" x 18-3/4" x 12-1/2"
Listings	UL	UL	UL	UL

All specifications are subject to improvement or change without notice.



GRINDMASTER™
CORPORATION



Grindmaster® Coffee Grinders and Brewers • Espresso® Espresso Machines • Crathco® Hot Beverage Dispensers

Crathco® Cold and Frozen Beverage Dispensers • American Metal Ware® Coffee and Tea Systems

Tel (502) 425-4776 • Fax (502) 425-4664 • 1-800-695-4500 (USA & Canada only)

P.O. Box 35020 • Louisville, KY 40232 • USA

www.grindmaster.com • email: info@grindmaster.com