

Project name:	
Location:	
Item:	Qty:
Model:	



727E

HIGH-TEMP CUP & GLASSWASHER
ELECTRONIC SERIES



- **ThermoStop™ System** – Guarantees 185F (85C) final rinsing temperature, regardless of incoming water temperature
- **OneGO™** – Our electronic control system featuring intelligent software LED interface and multiple function analysis. OneGO™ soft touch buttons allows you to run a selection of three different cycles, all in one easy touch!
- **SmartSelf diagnostics** – have all necessary advanced service diagnostics information at your fingertips!
- **EasyGO** – Our ‘soft-start’ washing system protects your valuable dishes and glassware from any chippage or breakage
- **EnergyStar** qualified – extremely low water and electrical consumption maximizing your profits
- Model 727E is fully equipped with a built-in booster for high temperature rinse water, automatic peristaltic pumps for both liquid detergent and rinse-additive, and an automatic drain pump that has the exclusive ‘wash-down’ feature at the end of the work day for a self-cleaning operation.

OPTIONS:

- Pressure reducing valve (PRV)
- Drain water tempering kit
- Stainless steel stand





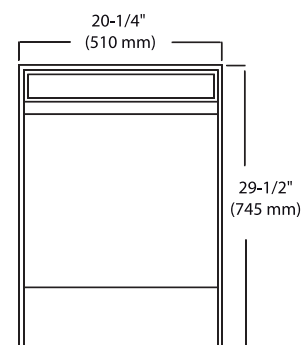
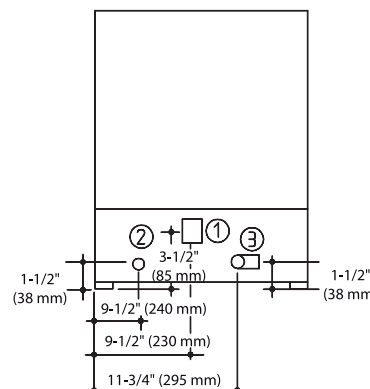
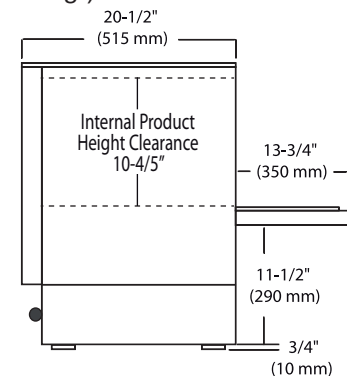
CONSTRUCTION FEATURES

- Body, external housing, wash tank and all chassis component in brushed stainless steel AISI 304 18 gauge
- Noise 58 DbA due to utilization of double-walled insulated top and side panels
- Upper and lower wash and rinse jets on revolving arms constructed of stainless steel; easy to remove and clean without the need for tools
- Integrated AISI 304 18/10 stainless steel booster with insulated lining
- Safety micro-switch on the door to interrupt wash pump action
- Reinforced door hinge system
- Independently-operated heating elements alternating between booster and wash tank
- Alternating heating resistors reducing maximum absorption thereby reducing energy costs
- Possibility of built-in or free-standing installation
- Inner washing chamber with coved corners and one-piece stamped wash tank provides user with the most sanitary environment
- Wash pump protected with double filters, plus additional filter for overflow tube
- Door-opening with overall clearance of 10.8 in. (273 mm)
- Automatic fill and water level regulation of tank
- Slide out integrated front control panel provides easy access for technical service
- Front mounted electronic control panel with digital temperature displays
- Standard equipment includes: One 16-compartment (4x4) angled section glassware rack and one open combination rack for cups, bowls, and assorted wares

TECHNICAL FEATURES

- **Rack capacity:** 15.75" x 15"75" (400 mm x 400mm)
- **Total cycle:** 2-3-4 minutes
- **Hourly production:** 30/20/15 racks/hr. (1080/720/540 glasses/hr.)
- **Wash tank capacity:** 2.9 U.S. Gallons (11 Litres)
- **Booster capacity:** 0.79 U.S. Gallons (3 Litres)
- **Wash temperature:** 150°F (65°C) minimum / controlled electronically
- **Final rinse temperature:** 185°-194°F (85°- 90°C.) minimum / controlled electronically
- **Incoming water temperature:** Minimum 122°F. (50°C.)
- **Incoming water pressure:** 30-60 p.s.i. (2-4 bar)
- **Water consumption per cycle @ 30 psi:** 0.52 U.S. Gallons (2 Litres)
- **Washing pump power:** 0.4 H.P.
- **Power supply:** 208V/60HZ
- **Tank Heating Element:** 2.0 KW
- **Booster Heating Element:** 2.4 KW
- **Maximum power rating:** 2.8 KW - 13.5 amps
- **Machine weight:** 106 lbs. (48.4 kg)
- **Ship weight:** 118 lbs. (53.6 kg.)

- ① ELECTRICAL CONNECTION
- ② WATER CONNECTION
- ③ WATER DRAIN



MVP GROUP CORP.

5659 Royalmount Ave., Montreal, Qc, Canada H4P 2P9

TEL: (514) 737-9701 - TOLL FREE: (888) 275-4538

FAX: (514) 342-3854 - TOLL FREE FAX: (877) 453-8832

www.mvpgroupcorp.com - sales@mvpgroupcorp.com

JET-TECH is a registered trade mark of MVP Group.
Specifications subject to change without notice.