

COLD FOOD HOLDERS INSULATED RELISH SERVERS

Models IRS-1, IRS-2, IRS-2DI, IRS-3 & IRS-3DI



IRS-1 67860



IRS-2DI 67780 (DROP-IN)



IRS-3 67080

BID DESCRIPTION

Insulated relish servers are constructed of stainless steel with a brushed (#4) finish. Acrylic hinged lid has stay-open and self-close design to cover and protect the contents. IRS models are insulated and accept ice or Eutectic Ice Packs (94013), to keep contents cool. The IRS-3 and IRS-3DI accept (3) 1/6-size pans, up to 6" (15.2 cm) deep and (3) Eutectic Ice Packs. IRS-2 and IRS-2DI accept (2) 1/6-size pans and (2) Eutectic Ice Packs. Pans and Eutectic Ice Packs are not included.

The single pan model IRS-1 holds a 1/6-size pan, up to 6" (15.2 cm) deep. The insulated shroud can be chilled with a 1/6-size HOLDCOLD™ Pan, Eutectic Ice Pack (94013) or ice, to keep your items cool. A side-mounted hook helps keep 6" (15.2 cm) tongs handy and sanitary. Pan, Eutectic Ice Pack and 6" (15.2 cm) tongs are not included.

STANDARD FEATURES

- Durable, stainless steel construction with a brushed finish
- Clear lids cover and protect product while showing it off
- Chill with ice or use Eutectic Ice Pack 94013 (not incl.)
- Lids have versatile stay-open & self-close design

ACCESSORY ITEMS

Pans, up to 6" (15.2 cm) deep, can be mixed and matched. Both IRS-3 models accept (3) 1/6-size or (1) 1/6-size & (3) 1/9-size pans. Both IRS-2 models accept (2) 1/6-size or (3) 1/9-size pans. IRS-1 accepts (1) 1/6-size pan.

- 1/6-size, 6" (15.2 cm) deep pan 90089
- 1/6-size, 4" (10.2 cm) deep pan 90088
- 1/9-size, 4" (10.2 cm) deep pan 90106

TWO YEAR WARRANTY

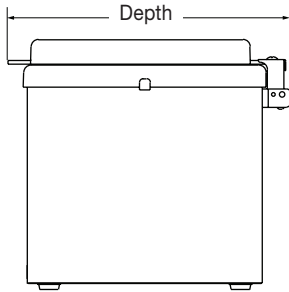
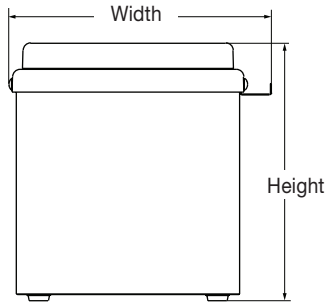
Server Products equipment is backed by a two-year limited warranty against defects in materials and workmanship. For a copy of our complete warranty statement, please refer to server-products.com.



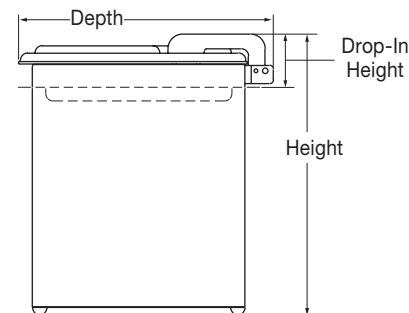
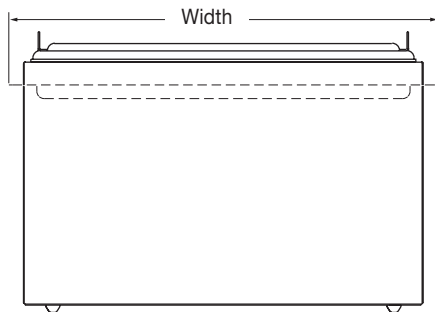
COLD FOOD HOLDERS INSULATED RELISH SERVERS

Models IRS-1, IRS-2, IRS-2DI, IRS-3 & IRS-3DI

INSULATED RELISH SERVER IRS-1 67860



COUNTERTOP & DROP-IN 2 & 3 PAN



MODELS	IRS-1 67860	IRS-2 67770	IRS-2DI 67780	IRS-3 67080	IRS-3DI 67160
Height	8 5/8" 21.9 cm	9 9/16" 24.3 cm	1 7/8" 4.8 cm	9 9/16" 24.3 cm	1 7/8" 4.8 cm
Height (Lid Open)	15 7/8" 40.3 cm	16 3/8" 41.6 cm	8 5/8" 21.9 cm	16 3/8" 41.6 cm	8 5/8" 21.9 cm
Width	8 3/16" 22.4 cm	13 5/8" 34.6 cm	14 5/8" 37.1 cm	20" 50.8 cm	21" 53.3 cm
Depth	9 3/4" 24.8 cm	8 11/16" 22.1 cm	8 11/16" 22.1 cm	8 11/16" 22.1 cm	8 11/16" 22.1 cm
Weight	5 lb 2.7 kg	10 lb 4.5 kg	10 lb 4.5 kg	12 lb 5.4 kg	12 lb 5.4 kg
	Cutout Size:				
IRS2-DI	13 3/4" x 7 3/8" (35 cm x 18.7 cm)				
IRS3-DI	20 1/8" x 7 3/8" (51.1 cm x 18.7 cm)				

FOB RICHFIELD, WISCONSIN 53076

CAD LIBRARY

Individual CAD images can be downloaded free of charge from our website. Our complete collection of CAD files, along with more than 100 other manufacturers, can be purchased through Kochman Consultants, Ltd. at kclcad.com.