



SPECIFICATIONS:

Shall be a Model _____, pressure and pressure-less compartment cooker operating on direct steam. The cooker shall be constructed of all-welded type 304 #4 finished stainless steel. The doors shall have a removable inner liner of aluminum plate with full perimeter gasket seal, an outer liner of one piece welded stainless steel, and a wheel and screw closing mechanism. The doors with a clear opening of 10-1/4" x 26-3/8" (260 mm x 670 mm) shall latch upon closing and open 15° upon latch release. Compartment operation shall be a maximum pressure of 6 psi (41 kPa).

The control housing shall be constructed of #4 finish stainless steel with a full-access removable panel. The timing of each compartment shall be independently controlled by an automatic timer control with visible and audible signal. At the end of the cooking cycle, the controls automatically shut off and exhaust the incoming steam, drain the condensate from the compartment, and sounds a continuous signal until turned off manually.

The top compartment shall be either a pressure-less free venting cooker or a pressure cooker operating at a maximum of 6 psi (41 kPa) as selected by the operator. Top compartment is supplied with a mode selector switch. Each cooking compartment shall be standard with universal pan supports.

The compartment cooker shall be mounted on a cabinet base with full perimeter angle frame, reinforced counter, hinged doors and 6" (152 mm) stainless steel legs fitted with adjustable bullet feet on front and flanged feet on the rear. Exterior shall be stainless steel #4 finish with removable side panels for easy access to boiler.

Model	Compartments	Capacity
DDA-2	2	8-16 Pans
DDA-3	3	12-24 Pans

OPERATION SHALL BE BY:

Direct non-toxic steam, incoming at a minimum of 15 psi (103 kPa) with a flow of 150 lbs. (68 kg) per hour. A pressure reducing valve shall provide compartment pressure of 6 psi (41 kPa) and control system is provided to cool the condensate drain.

The controls shall be equipped for operation on 115VAC, 1 Phase, 60 Hz

OPTIONAL ITEMS AT EXTRA COST:

- 208-240 VAC operation (specify voltage)
- Both compartments pressure/pressure-less
- Load compensate timer
- Stainless steel frame
- Stainless steel rear panel
- Front flanged feet
- Correctional package

ACCESSORIES:




- Ball float trap
- Spray and rinse assembly
- Extra shelf

Job _____
Item# _____



Models: DDA-2S

SERVICE CONNECTIONS

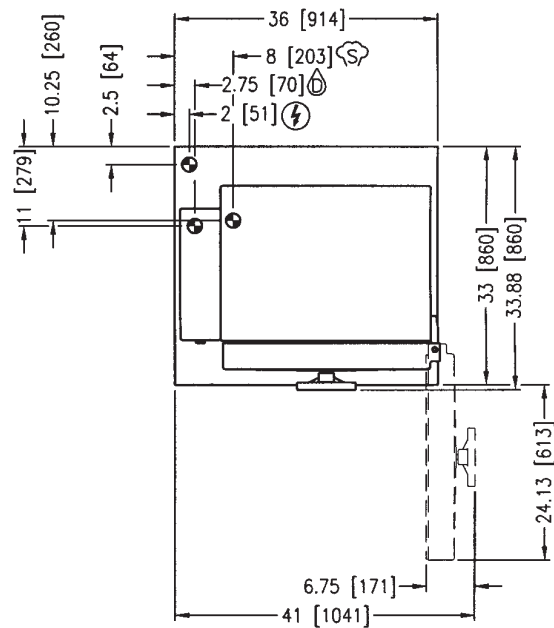
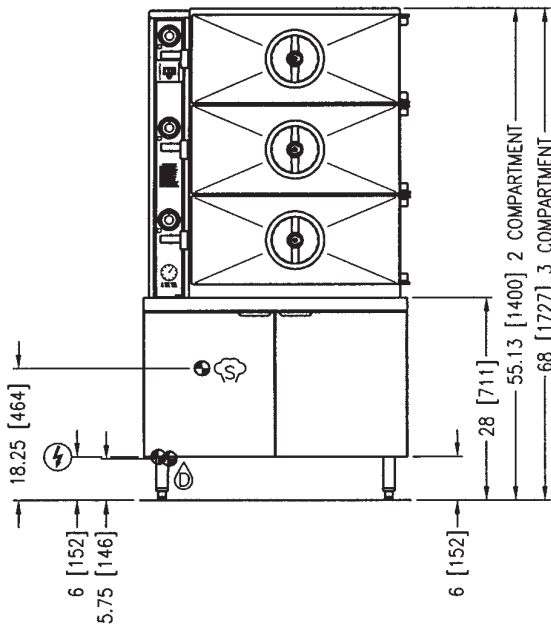
-  – ELECTRICAL CONNECTION: 1/2" (13 mm) conduit connection to controls. 2 Amps per compartment, 120-60-1 or 220-50-1.
-  – DRAIN: 2" (51 mm) IPS piped to open floor drain. No solid connection.
-  – STEAM SUPPLY: 3/4" (19 mm) IPS for incoming steam at 5-50 PSI (35-345 kPa).

*Pressure reducing valve is required if incoming pressure exceeds 50 PSI (345 kPa).

DDA-2, DDA-3



REAR FLANGED FOOT DETAIL
2 EQUALLY SPACED
Ø 7/16" (11mm) HOLES
ON 2.5" (63mm) B.C.



IN (mm)

04/02

3154R1

**INTENDED FOR COMMERCIAL USE ONLY.
NOT FOR HOUSEHOLD USE.**

 **SOUTHBEND**

1100 Old Honeycutt Rd., Fuquay-Varina, NC 27526
www.southbendnc.com