



Over 90 Years Of Quality Foodservice  
Products And Service

Job \_\_\_\_\_ Item No. \_\_\_\_\_

## Refrigerated Drop-In Frost Tops

- FT-1  FT-2  FT-3
- FT-4  FT-5  FT-6



Model FT-2

### DESCRIPTION

Wells Refrigerated Drop-In Frost Tops are designed to keep pre-chilled food and beverage products at cold, fresh serving temperatures. All models are completely self-contained. Each section holds a full-size sheet pan and is available from one – to six size pan models, are CFC free and include an 8 ft. 120V cord and plug.

### SPECIFICATIONS

**Top** – Die-stamped stainless steel construction with a 1” drain for ease of cleaning. It can accommodate half and full size sheet pans. Features adjustable temperature controls.

**Interior** – CFC free insulation on side and bottom. Condensing unit mounted on corrosion resistant frame below the cold pan.

**Refrigeration** – Refrigeration coils are attached to the underside of the frost top for maximum efficiency and cooling. Additional coils surround the sides of the frost top for complete coverage. Air cooled CFC-free refrigerant system features self-contained condenser and sealed compressor and an on/off switch with 8 ft. cord and plug set. Refrigeration system features sight glass, easy service valves, dryer/filter and receiver. Condensing unit may be easily removed for service.

### STANDARD FEATURES

- Self contained drop-in design
- Hold standard 18” by 26” sheet pans or ½ size pans
- Stainless steel top and liner for maximum strength and durability
- 1” drain for ease of cleaning
- On-off switch with 8 ft. cord & plug for ease of installation and operation
- Type 134A CFC free refrigerants
- Fully insulated, CFC free, foamed-in place for energy savings
- Quick & easy service with sight glass, service valves, filter/dryer and receiver
- Limited 1 year parts & labor warranty

### OPTIONS & ACCESSORIES

- 5-year compressor warranty
- Condenser orientation and compressor rack location
- Remote on/off switch
- 220/230/240V
- 50 cycle
- Remote models (Includes compressor and condensing units and up to 20’ leads)
- Remote models without compressors or condensing units
- 2nd year parts & labor warranty

### CERTIFICATIONS



Sheet No. WELLSFT7-02/12



**Wells Bloomfield** • 10 Sunnen Dr. St. Louis, MO 63143 U.S.A.  
Phone : (314) 678-6314 • Fax (314) 781-3636  
www.wellsbloomfield.com © 2012 Wells Bloomfield • Printed in the U.S.A.

**NOTE: Specifications are subject to change without notice and are not intended for installation purposes. See installation instructions prior to installing the unit.**

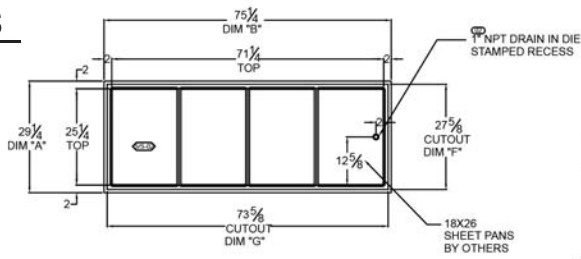


Over 90 Years Of Quality Foodservice Products And Service

# Refrigerated Drop-In Frost Tops

- FT-1 □ FT-2 □ FT-3
- FT-4 □ FT-5 □ FT-6

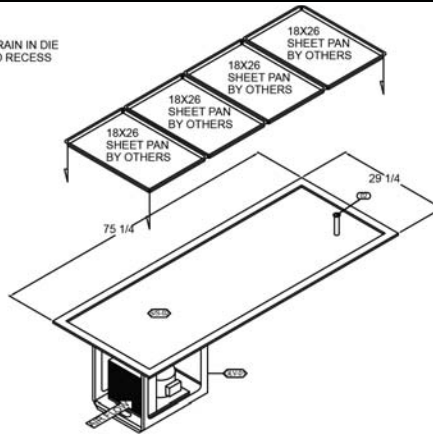
INCHES  
MM



PLAN VIEW  
1/2" = 1'-0"

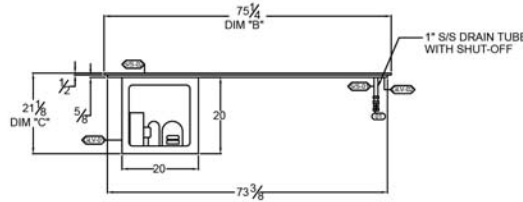
COUNTER CUTOUT:  
73 5/8" (DIM "G") X 27 5/8" (DIM "F")

FT-4 Shown

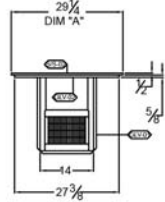


ISOMETRIC  
1/2" = 1'-0"

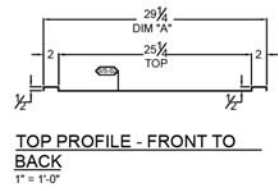
**NOTE:**  
Specifications are subject to change without notice and are not intended for installation purposes. See installation instructions prior to installing the unit.



ELEVATION "A"  
1/2" = 1'-0"



ELEVATION "B"  
1/2" = 1'-0"



TOP PROFILE - FRONT TO BACK  
1" = 1'-0"

SPECIFICATIONS								SHIPPING INFORMATION							
Model Number	OVERALL DIMENSIONS			INTERIOR DIMENSIONS		CUT OUT DIMENSIONS		Model Number	WEIGHTS		CARTON DIMENSIONS			CRATE SIZE	
	A Front to Back Inches (MM)	B Left to Right Inches (MM)	C Height Inches (MM)	D Front to Back Inches (MM)	E Left to Right Inches (MM)	F Front to Back Inches (MM)	G Left to Right Inches (MM)		SHIPPING WEIGHT POUNDS (KG)	INSTALLED WEIGHT POUNDS (KG)	WIDTH Inches (MM)	DEPTH Inches (MM)	HEIGHT Inches (MM)	CUBIC FEET	CUBIC METERS
FT-1	29-1/4 (743)	21-1/4 (540)	21-1/8 (537)	25-1/4 (641)	17-1/4 (438)	27-5/8 (702)	19-5/8 (498)	FT-1	103 (47)	88 (40)	22-3/4 (578)	30-7/8 (784)	23-5/8 (600)	9.6	0.27
FT-2	29-1/4 (743)	39-1/4 (997)	21-1/8 (537)	25-1/4 (641)	35-1/4 (895)	27-5/8 (702)	37-5/8 (956)	FT-2	125 (57)	97 (44)	40-3/4 (1035)	30-7/8 (784)	23-5/8 (600)	17.2	0.48
FT-3	29-1/4 (743)	57-1/4 (1454)	21-1/8 (537)	25-1/4 (641)	53-1/4 (1353)	27-5/8 (702)	55-5/8 (1413)	FT-3	140 (64)	108 (49)	58-3/4 (1492)	30-7/8 (784)	23-5/8 (600)	24.8	0.7
FT-4	29-1/4 (743)	75-1/4 (1911)	21-1/8 (537)	25-1/4 (641)	71-1/4 (1810)	27-5/8 (702)	73-5/8 (1870)	FT-4	155 (70)	119 (54)	76-3/4 (1949)	30-7/8 (784)	23-5/8 (600)	32.4	0.91
FT-5	29-1/4 (743)	93-1/4 (2369)	21-1/8 (537)	25-1/4 (641)	89-1/4 (2267)	27-5/8 (702)	91-5/8 (2327)	FT-5	170 (77)	130 (59)	94-3/4 (2407)	30-7/8 (784)	23-5/8 (600)	40	1.13
FT-6	29-1/4 (743)	111-1/4 (2826)	21-1/8 (537)	25-1/4 (641)	107-1/4 (2724)	27-5/8 (702)	109-5/8 (2784)	FT-6	187 (83)	141 (64)	112-3/4 (2864)	30-7/8 (784)	23-5/8 (600)	47.6	1.34

POWER SUPPLY						
Model Number	VOLTS	HP	AMPS	PHASE	POWER SUPPLY	Refrigerant
FT-1	115	1/4	4.9	SINGLE	NEMA 5-15P	134A
FT-2	115	1/4	4.9	SINGLE	NEMA 5-15P	134A
FT-3	115	1/3	5.6	SINGLE	NEMA 5-15P	404A
FT-4	115	1/2	6.4	SINGLE	NEMA 5-15P	404A
FT-5	115	3/4	15.2	SINGLE	NEMA 5-20P	404A
FT-6	115	3/4	15.2	SINGLE	NEMA 5-20P	404A

Due to periodic changes in designs, methods, procedures, policies and regulations, the specifications contained in this sheet are subject to change without notice. While Wells exercises good faith efforts to provide information that is accurate, we are not responsible for errors or omissions in information provided or conclusions reached as a result of using the specifications. By using the information provided, the user assumes all risks in connection with such use.



**Wells Bloomfield** • 10 Sunnen Dr. St. Louis, MO 63143 U.S.A.  
Phone : (314) 678-6314 • Fax (314) 781-3636  
www.wellsbloomfield.com © 2012 Wells Bloomfield • Printed in the U.S.A.

**NOTE: Specifications are subject to change without notice and are not intended for installation purposes. See installation instructions prior to installing the unit.**