



SPECIALTY FOOD AND CONDIMENT PUMPS

Features/Benefits:

- ★ Star specialty pumps are a perfect fit in Star's Specialty Warmers and Condiment Dispensers.
- ★ Each pump is designed with a heavy-duty molded body to improve performance and is virtually indestructible.
- ★ Food products do not bake on or adhere to body making clean up a snap.
- ★ One-piece body design for fewer parts to clean or lose.
- ★ Accurate portion control provides consistent and accurate dispensing of product.

Applications:

From cafes, lunch counters, recreational facilities to high volume restaurants and cafeterias, Star's pumps are ideal for pumping hot and cold condiments including cheese, chili sauce, hot fudge, ketchup, mustard, and many other condiments or dressings.

Quality Construction:

Star's patented pump design combines stainless steel with a one piece injected molded polynopylene plastic body.

Warranty:

Pumps are covered by Star's one year parts and labor warranty.




**Model 3SP Pump for
3-1/2 Qt. Warmers**








SPECIALTY FOOD AND CONDIMENT PUMPS

Condiment Pumps

 <p>Model 3SP</p>	Fits Model No.	Dimensions			Weight	
		Width	Depth	Height	Shipping	Installed
	3DWSA-P	18" (45.7 cm)	15-1/2" (39.4 cm)	15-1/2" (39.4 cm)	26 lbs. (11.8 kg)	23 lbs. (10.4 kg)
	3DWSA-PHS	18" (45.7 cm)	15-1/2" (39.4 cm)	15-1/2" (39.4 cm)	26 lbs. (11.8 kg)	23 lbs. (10.4 kg)
	3DWSA-PP	18" (45.7 cm)	15-1/2" (39.4 cm)	15-1/2" (39.4 cm)	29 lbs. (13.1 kg)	26 lbs. (11.8 kg)
	3DWSA-PPHS	18" (45.7 cm)	15-12" (39.4 cm)	15-1/2" (39.4 cm)	29 lbs. (13.1 kg)	26 lbs. (11.7 kg)
	3DWLA-P	18" (45.7 cm)	15-1/2" (39.4 cm)	15-1/2" (39.4 cm)	26 lbs. (11.8 kg)	23 lbs. (10.4 kg)
	3DWLA-PHS	18" (45.7 cm)	15-1/2" (39.4 cm)	15-1/2" (39.4 cm)	26 lbs. (11.8 kg)	23 lbs. (10.4 kg)
	3DWLA-PP	18" (45.7 cm)	15-1/2" (39.4 cm)	15-1/2" (39.4 cm)	29 lbs. (13.1 kg)	26 lbs. (11.7 kg)
	3DWLA-PPHS	18" (45.7 cm)	15-1/2" (39.4 cm)	15-1/2" (39.4 cm)	29 lbs. (13.1 kg)	26 lbs. (11.7 kg)
	3WSA-P	9" (23 cm)	15-1/2" (39.4 cm)	15-1/2" (39.4 cm)	15 lbs. (6.8 kg)	11 lbs. (4.9 kg)
	3WSA-HS	9" (23 cm)	15-1/2" (39.4 cm)	15-1/2" (39.4 cm)	15 lbs. (6.8 kg)	12 lbs. (5.4 kg)
	3WLA-P	9" (23 cm)	15-1/2" (39.4 cm)	15-1/2" (39.4 cm)	15 lbs. (6.8 kg)	11 lbs. (4.9 kg)
	3WLA-HS	9" (23 cm)	15-1/2" (39.4 cm)	15-1/2" (39.4 cm)	15 lbs. (6.8 kg)	12 lbs. (5.4 kg)
3WLA-B	9" (23 cm)	15-1/2" (39.4 cm)	15-1/2" (39.4 cm)	15 lbs. (6.8 kg)	12 lbs. (5.4 kg)	

 <p>Model 11SP</p>	Fits Model No.	Dimensions			Weight	
		Width	Depth	Height	Shipping	Installed
	11WSA-P	13-1/4" (33.6 cm)	15-1/8" (38.4 cm)	18-3/4" (47.6 cm)	28 lbs. (12.7 kg)	25 lbs. (11.3 kg)
	11WSA-HS	13-1/4" (33.6 cm)	15-1/8" (38.4 cm)	18-3/4" (47.6 cm)	29 lbs. (13.1 kg)	26 lbs. (11.7 kg)
	11WLA-P	13-1/4" (33.6 cm)	15-1/8" (38.4 cm)	18-3/4" (47.6 cm)	28 lbs. (12.7 kg)	25 lbs. (11.3 kg)
11WLA-HS	13-1/4" (33.6 cm)	15-1/8" (38.4 cm)	18-3/4" (47.6 cm)	29 lbs. (13.1 kg)	26 lbs. (11.7 kg)	
Pump also fits 11 Qt. Inset Bowls						

 <p>Model CDSP</p>	Fits Model No.	Dimensions			Weight	
		Width	Depth	Height	Shipping	Installed
	CD2P-DM	14" (35.5 cm)	8" (20.3 cm)	6-1/2" (16.5 cm) body 12-1/2" (31.7 cm) overall	13 lbs. (5.9 kg)	10 lbs. (4.5 kg)
	CD2P-2	23" (58.4 cm)	8" (20.3 cm)	6-1/2" (16.5 cm) body 12-1/2" (31.7 cm) overall	18 lbs. (8.6 kg)	15 lbs. (6.8 kg)
CD2P-3	27" (68.5 cm)	8" (20.3 cm)	6-1/2" (16.5 cm) body 12-1/2" (31.7 cm) overall	21 lbs. (9.5 kg)	18 lbs. (8.6 kg)	
Pump also fits 1/6th size food pans						

 <p>Model CDSP-1G</p>	Fits Model No.	Dimensions			Weight	
		Width	Depth	Height	Shipping	Installed
	CD1PG	14" (35.5 cm)	8" (20.3 cm)	6-1/2" (16.5 cm) body 12-1/2" (31.7 cm) overall	13 lbs. (5.9 kg)	10 lbs. (4.5 kg)
CD2PG-3	23" (58.4 cm)	8" (20.3 cm)	6-1/2" (16.5 cm) body 12-1/2" (31.7 cm) overall	18 lbs. (8.6 kg)	15 lbs. (6.8 kg)	

Star Manufacturing International Inc. - 10 Sunnen Drive - P.O. Box 430129 - St. Louis, MO 63143-3800

Phone: (800) 264-7827 - FAX: (800) 264-6666 - www.star-mfg.com