



T&S BRASS AND BRONZE WORKS, INC.
 2 Saddleback Cove / P.O. Box 1088
 Travelers Rest, SC 29690

Model No.
EC-3100-XP-LF10

Item No.

Travelers Rest, SC: 800-476-4103 • Simi Valley, CA: 800-423-0150 • Fax: 864-834-3518 • www.tsbrass.com



ADA Compliant



This Space for Architect/Engineer Approval

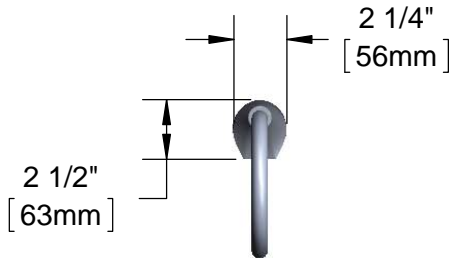
Job Name _____ Date _____

Model Specified _____ Quantity _____

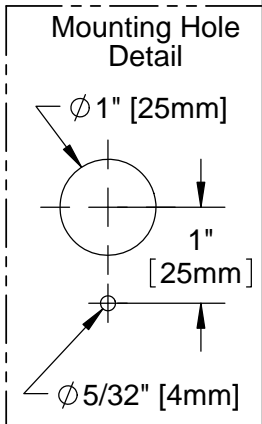
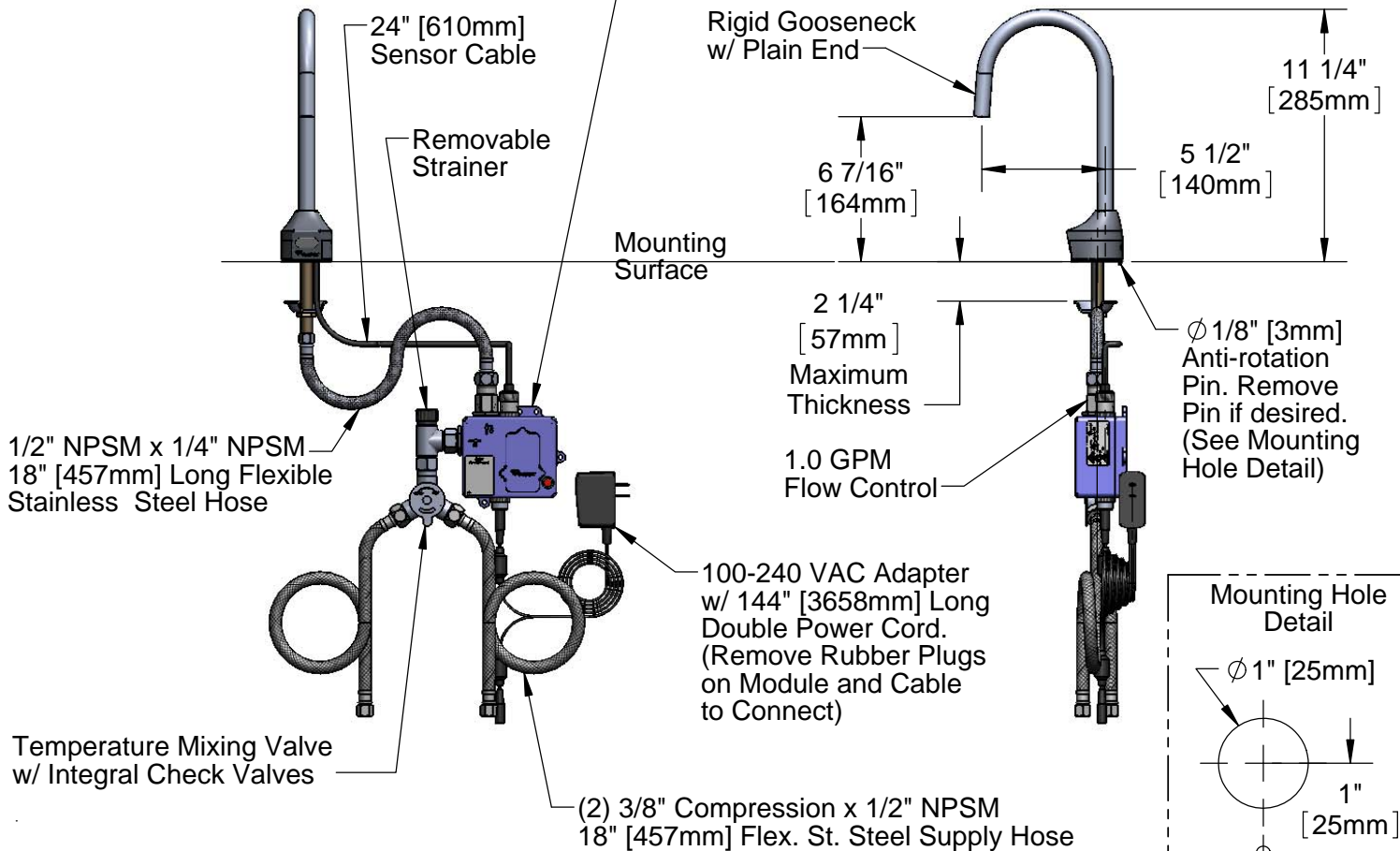
Customer/Wholesaler _____

Contractor _____

Architect/Engineer _____



3 5/8" x 4 3/16" x 2" Deep
 [92mm x 106mm x 51mm]
 Water Resistant Control Module Box (Blue)
 w/ Internal Flow Control Setting Switches,
 AC or DC Operated w/ (4) AA Batteries.
 Hardwire Capable Using Terminals on Back



Product Specifications:
 Chrome Plated Brass Electronic Faucet: Deck Mount, Rigid Gooseneck
 w/ Plain End, AC/DC Control Module w/ Internal Flow Control Setting
 Switches, 1.0 GPM Flow Control Check Valve, Temperature Control
 Mixing Valve w/ Integral Check Valves, 18" Long Hot & Cold Supply
 Stop Flexible Connector Hoses

Drawn KJG	Checked GEF	Approved JHB
Scale: 1:8		Date: 06/29/12



T&S BRASS AND BRONZE WORKS, INC.

2 Saddleback Cove / P.O. Box 1088
Travelers Rest, SC 29690

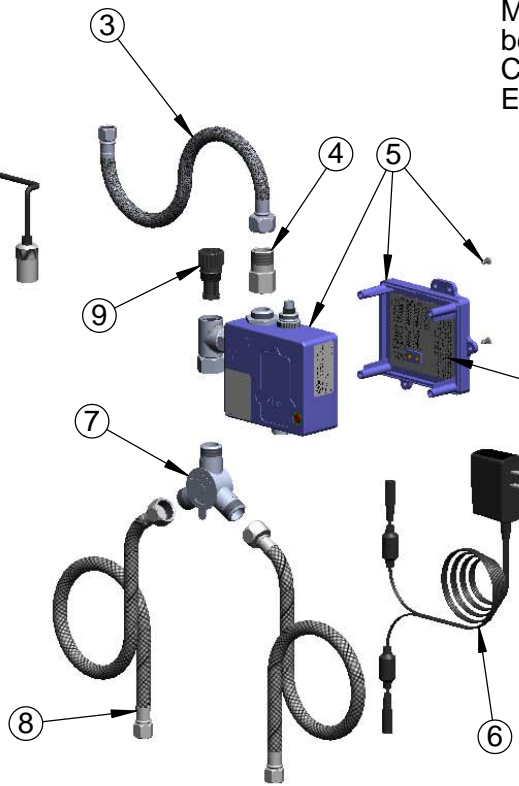
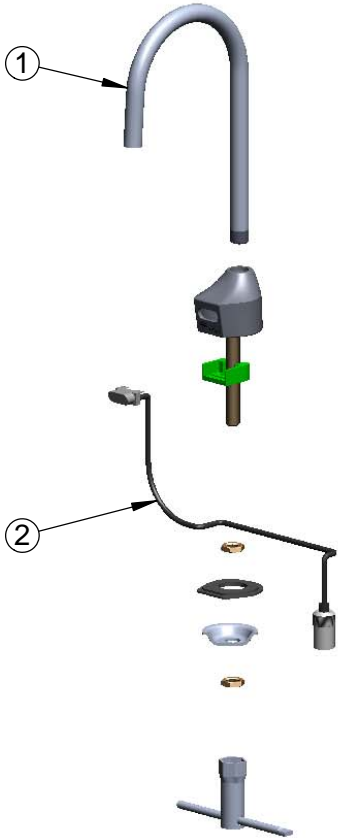
Model No.

EC-3100-XP-LF10

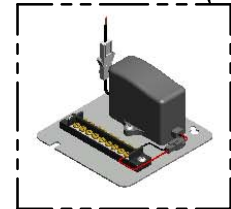
Item No.

Travelers Rest, SC: 800-476-4103 • Simi Valley, CA: 800-423-0150 • Fax: 864-834-3518 • www.tsbrass.com

ITEM NO.	SALES NO.	DESCRIPTION
1	120XP	Rigid Gooseneck w/ Plain End
2	017195-45	Angled Sensor w/ Cable
3	016297-45	Inlet Hose, Faucet, 1/2" NPSM-F x 1/4" NPSM-F
4	B-CV-F10	1.0 GPM Flow Reg CV Assembly
5	016647-45	ChekPoint Module (Blue)
6	5EF-0002	Double Gang, Plug-in AC Transformer
7	5EF-0006	Mechanical Mixing Valve
8	5EF-0005	Supply Hose, 9/16-24 Female x 1/2" NPSM
9	EC-FILTER	REplacement Filter



Maximum of (8) ChekPoint Faucets Can be Hardwire Connected and Powered by ChekPoint Hardwire AC Transformer. EC-HARDWIRE (Sold Separately)



Label for Flow Control Switch Settings is Located on Inside of Back Cover.

Flow Control Switches are Located Inside Module Housing in Black Box Next to Battery Compartment.
*Switches are Set to DEFAULT Position:
Auto Time Out = 10 seconds
Shut Off Delay = 1 second
Auto Flush = OFF

Remove (4) Screws and Back Cover to Access Switches.

***Available Water Flow Control Selections:**

(6) Auto Time Out Selections - 10 sec, 25 sec, 45 sec, 60 sec, 3 min, 20 min

(4) Shut Off Delay Selections - 1 sec, 2 sec, 4 sec, 10 sec

Auto Flush for 30 Seconds After Every 12 Inactive Hours - ON or OFF

Product Specifications:

Chrome Plated Brass Electronic Faucet: Deck Mount, Rigid Gooseneck w/ Plain End, AC/DC Control Module w/ Internal Flow Control Setting Switches, 1.0 GPM Flow Control Check Valve, Temperature Control Mixing Valve w/ Integral CheckValves, 18" Long Hot & Cold Supply Stop Flexible Connector Hoses

Drawn KJG	Checked GEF	Approved JHB
Scale: NTS		Date: 06/29/12