



T&S BRASS AND BRONZE WORKS, INC.

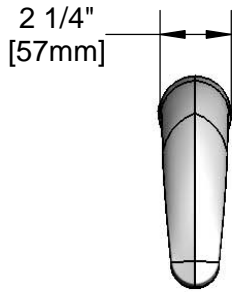
2 Saddleback Cove / P.O. Box 1088
Travelers Rest, SC 29690

Model No.

EC-3102-VF05

Item No.

Travelers Rest, SC: 800-476-4103 • Simi Valley, CA: 800-423-0150 • Fax: 864-834-3518 • www.tsbrass.com



ADA Compliant



This Space for Architect/Engineer Approval

Job Name _____ Date _____

Model Specified _____ Quantity _____

Customer/Wholesaler _____

Contractor _____

Architect/Engineer _____

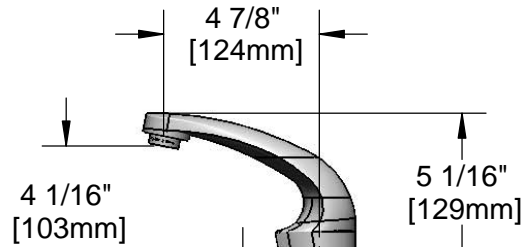
Solid Cast Brass Spout
w/ Polish Chrome Plated Finish
and 2.2 GPM Vandal Resistant
Aerator (Optional 0.5 GPM
VR Spray Device Included)

24" [610mm]
Sensor Cable

Removable
Strainer

Mounting
Surface

3 5/8" x 4 3/16" x 2" Deep
[92mm x 106mm x 51mm]
Water Resistant Control Module Box (Blue)
w/ Internal Flow Control Setting Switches,
AC or DC Operated w/ (4) AA Batteries.
Hardwire Capable Using Terminals on Back



2 1/4"
[57mm]
Maximum
Thickness

Ø 1/8" [3mm]
Anti-rotation
Pin. Remove
Pin if Desired.
(See Mounting
Hole Detail)

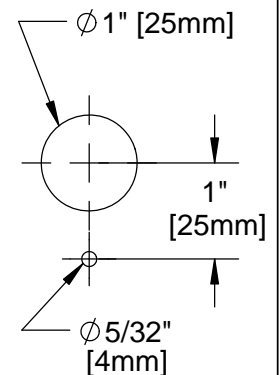
1/2" NPSM x 1/4" NPSM
18" [457mm] Long Flexible
St. Steel Hose

100-240 VAC Adapter
w/ 144" [3658mm] Long
Double Power Cord.
(Remove Rubber Plugs
on Module and Cable
to Connect)

Temperature Mixing Valve
w/ Integral Check Valves

(2) 3/8" Compression x 1/2" NPSM
18" [457mm] Flexible Stainless
Steel Supply Hose

Mounting Hole
Detail



Product Specifications:

Chrome Plated Brass Electronic Faucet: Single Hole Deck Mt. Spout w/ VR Aerator, Opt. 0.5 GPM VR Spray Device, AC/DC Control Module with Internal Flow Control Setting Switches, Temperature Control Mixing Valve w/ Integral Check Valves, 18" Lg. Hot & Cold Supply Stop Flex. Connector Hoses

Drawn

KJG

Checked

GEF

Approved

JHB

Scale:

1:6

Date:

07/20/12



T&S BRASS AND BRONZE WORKS, INC.

2 Saddleback Cove / P.O. Box 1088
Travelers Rest, SC 29690

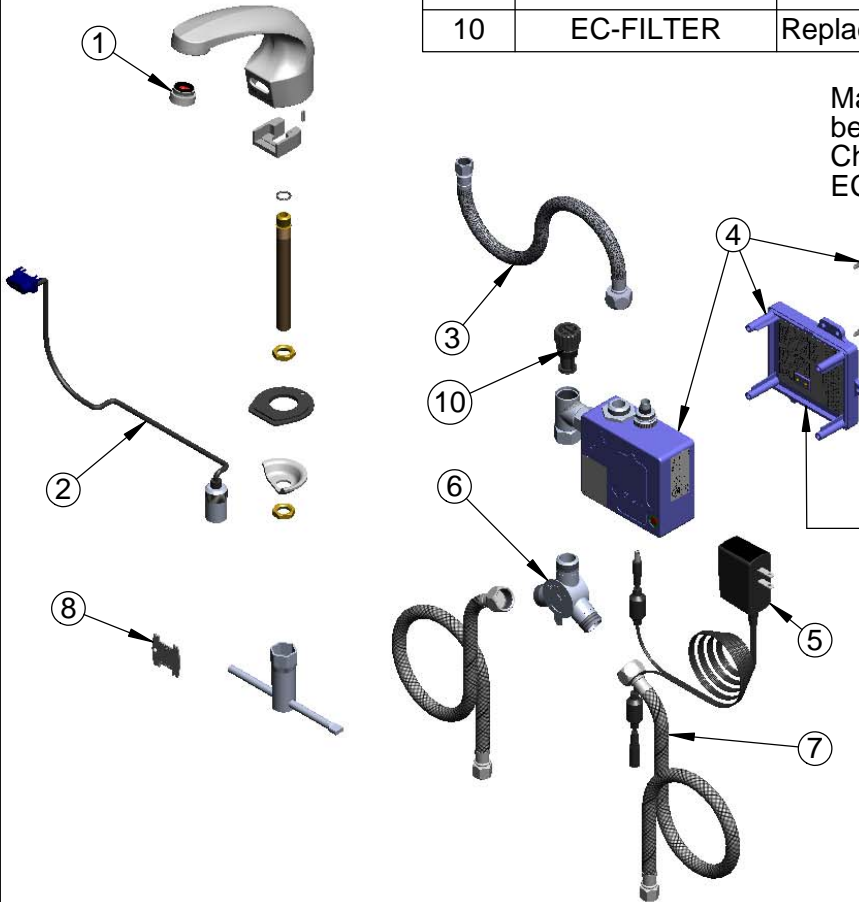
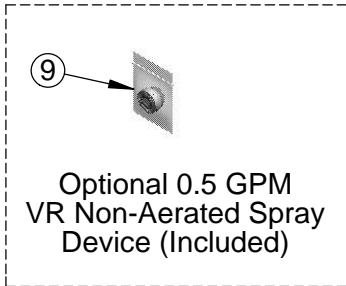
Model No.

EC-3102-VF05

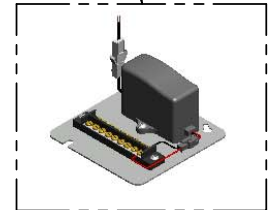
Item No.

Travelers Rest, SC: 800-476-4103 • Simi Valley, CA: 800-423-0150 • Fax: 864-834-3518 • www.tsbrass.com

ITEM NO.	SALES NO.	DESCRIPTION
1	016355-45	Aerator w/ Key, Vandal Resistant, 2.2 GPM, 13/16-27 Male
2	017195-45	Angled Sensor w/ Cable
3	016297-45	Inlet Hose, Faucet, 1/2" NPSM-F x 1/4" NPSM-F
4	016647-45	ChekPoint Module (Blue)
5	5EF-0002	A/C Transformer
6	5EF-0006	Mechanical Mixing Valve
7	5EF-0005	Supply Hose, 9/16-24 Female x 1/2" NPSM
8	015425-45	Vandal Resistant Key
9	B-0199-08-N05	0.5 GPM VR Spray Device, 13/16-27 Male
10	EC-FILTER	Replacement Filter



Maximum of (8) ChekPoint Faucets Can be Hardwire Connected and Powered by ChekPoint Hardwire AC Transformer. EC-HARDWIRE (Sold Separately)



Label for Flow Control Switch Settings is Located on Inside of Back Cover

Flow Control Switches are Located Inside Module Housing in Black Box Next to Battery Compartment.
*Switches are Set to DEFAULT Position:
Auto Time Out = 10 secondP
Shut Off Delay = 1 second
Auto Flush = OFF

Remove (4) Screws and Back Cover to Access Switches

***Available Water Flow Control Selections:**

(6) Auto Time Out Selections - 10 sec, 25 sec, 45 sec, 60 sec, 3 min, 20 min

(4) Shut Off Delay Selections - 1 sec, 2 sec, 4 sec, 10 sec

Auto Flush for 30 Seconds After Every 12 Inactive Hours - ON or OFF

Product Specifications:

Chrome Plated Brass Electronic Faucet: Single Hole Deck Mt. Spout w/ VR Aerator, Opt. 0.5 GPM VR Spray Device, AC/DC Control Module with Internal Flow Control Setting Switches, Temperature Control Mixing Valve w/ Integral Check Valves, 18" Lg. Hot & Cold Supply Stop Flex. Connector Hoses

Drawn KJG	Checked GEF	Approved JHB
Scale: NTS		Date: 07/20/12