



**T&S BRASS AND BRONZE WORKS, INC.**

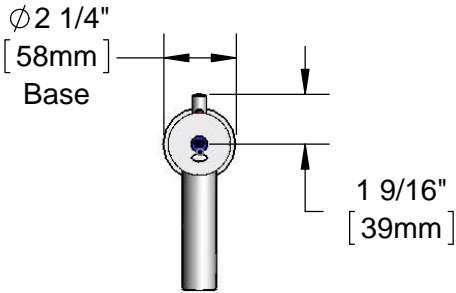
2 Saddleback Cove / P.O. Box 1088  
Travelers Rest, SC 29690

Model No.

**EC-3106-VF05**

Item No.

Travelers Rest, SC: 800-476-4103 • Simi Valley, CA: 800-423-0150 • Fax: 864-834-3518 • www.tsbrass.com



**ADA Compliant**  
(Automatic Electronic Operation Only)



This Space for Architect/Engineer Approval

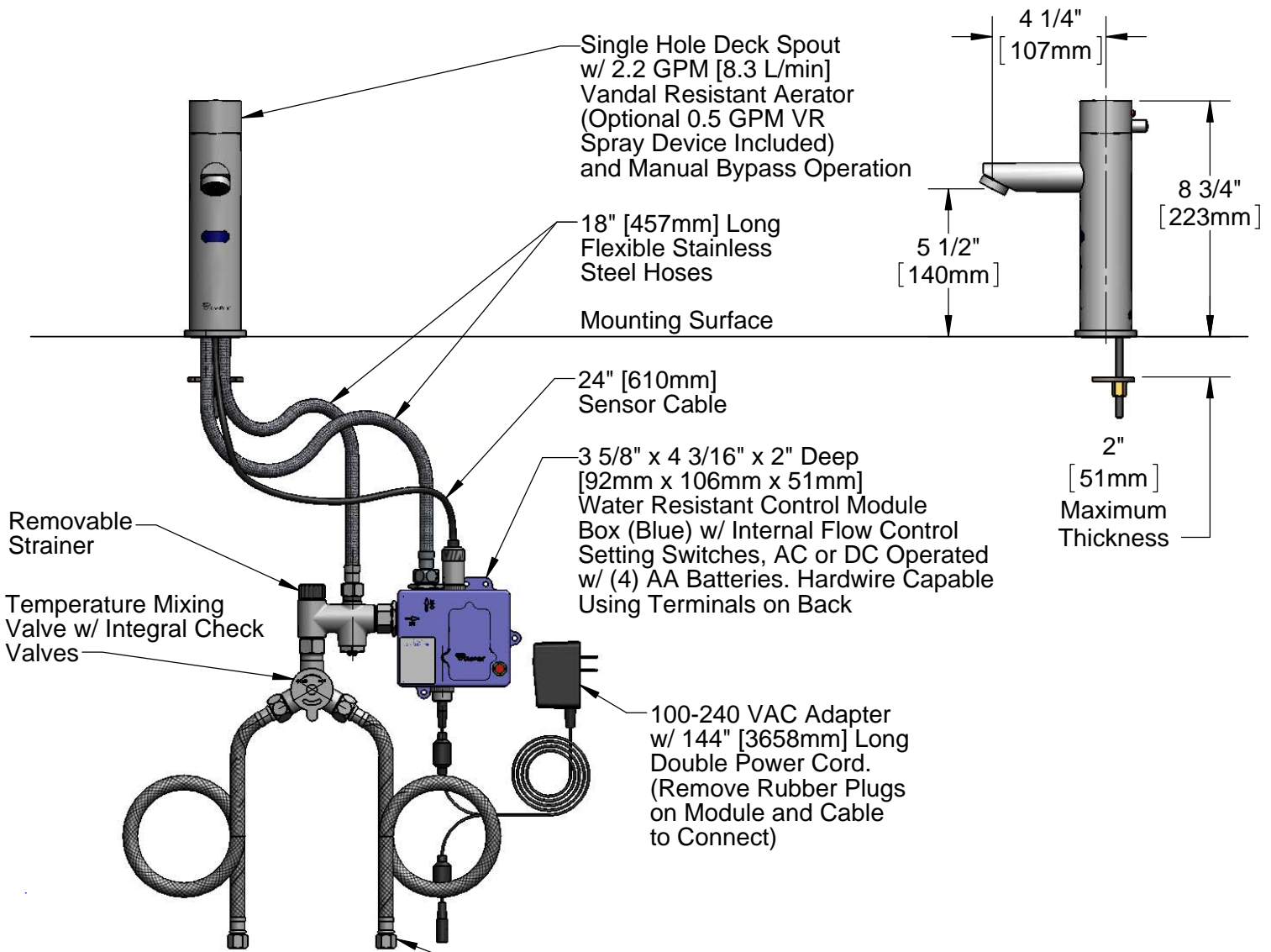
Job Name \_\_\_\_\_ Date \_\_\_\_\_

Model Specified \_\_\_\_\_ Quantity \_\_\_\_\_

Customer/Wholesaler \_\_\_\_\_

Contractor \_\_\_\_\_

Architect/Engineer \_\_\_\_\_



Rough-In Requirement:  
Ø 1 1/4" [32mm] Mounting Hole

(2) 3/8" Compression x 1/2" NPSM  
18" [457mm] Flexible Stainless Steel Supply Hose

Product Specifications:

Chrome Plated Brass Electronic Faucet:  
Single Hole Deck Spout w/ VR 2.2 GPM Aerator, Optional 0.5 GPM VR Spray Device, Manual Bypass, AC/DC Control Module w/ Internal Flow Control Setting Switches, Temperature Control Mixing Valve, 18" Long Supply Stop Flexible Connector Hoses

Drawn <b>KJG</b>	Checked <b>DMH</b>	Approved <b>JHB</b>
Scale: <b>1:6</b>		Date: <b>09/27/12</b>



# T&S BRASS AND BRONZE WORKS, INC.

2 Saddleback Cove / P.O. Box 1088  
Travelers Rest, SC 29690

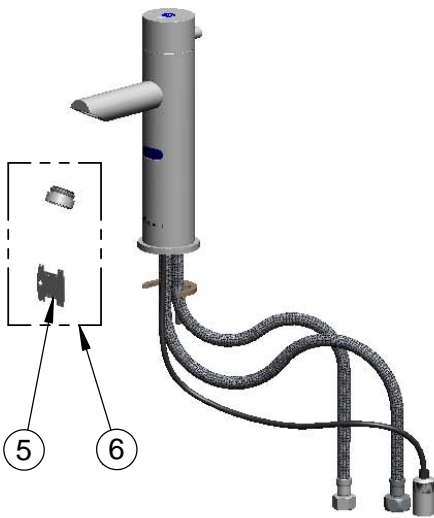
Model No.

**EC-3106-VF05**

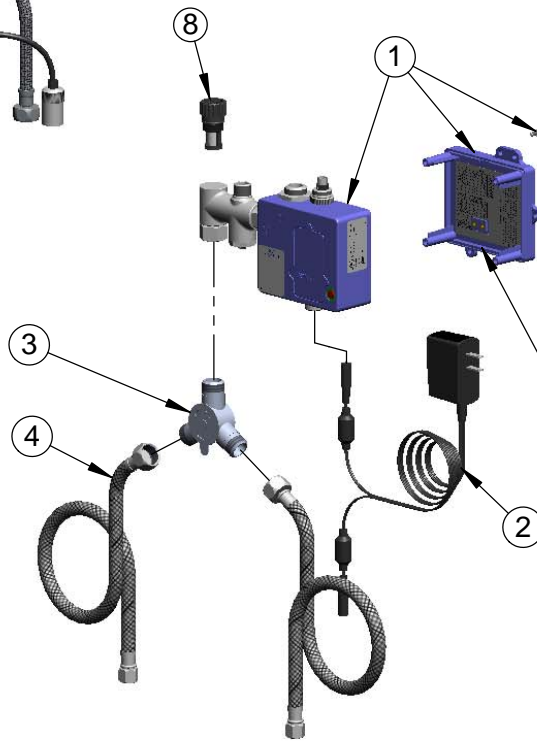
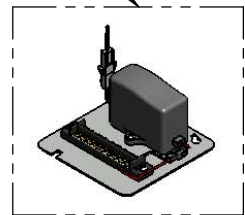
Item No.

Travelers Rest, SC: 800-476-4103 • Simi Valley, CA: 800-423-0150 • Fax: 864-834-3518 • www.tsbrass.com

ITEM NO.	SALES NO.	DESCRIPTION
1	016647-45	ChekPoint Module (Blue)
2	5EF-0002	Double Gang, Plug-in AC Transformer
3	5EF-0006	Mechanical Mixing Valve
4	5EF-0005	Supply Hose, 9/16-24 Female x 1/2" NPSM
5	015425-45	Vandal Resistant Key
6	B-0199-09	VR 2.2 GPM Aerator w/ Key
7	B-0199-09-N05	0.5 GPM VR Spray Device, 15/16-27 Male
8	EC-FILTER	Replacement Filter



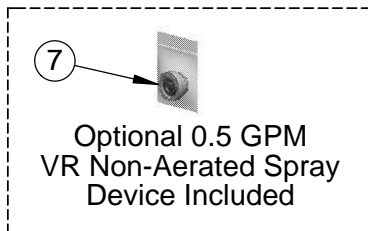
A Maximum of (8) ChekPoint Faucets Can be Hardwire Connected and Powered by ChekPoint Hardwire AC Transformer. EC-HARDWIRE (Sold Separately)



Label for Flow Control Switch Settings is Located on Inside of Back Cover.

Flow Control Switches are Located Inside Module Housing in Black Box Next to Battery Compartment.  
\*Switches are Set to DEFAULT Position:  
Auto Time Out = 10 second  
Shut Off Delay = 1 second  
Auto Flush = OFF

Remove (4) Screws and Back Cover to Access Switches.



**\*Available Water Flow Control Selections:**

(6) Auto Time Out Selections - 10 sec, 25 sec, 45 sec, 60 sec, 3 min, 20 min

(4) Shut Off Delay Selections - 1 sec, 2 sec, 4 sec, 10 sec

Auto Flush for 30 Seconds After Every 12 Inactive Hours - ON or OFF

**Product Specifications:**

Chrome Plated Brass Electronic Faucet:  
Single Hole Deck Spout w/ VR 2.2 GPM Aerator, Optional 0.5 GPM VR Spray Device, Manual Bypass, AC/DC Control Module w/ Internal Flow Control Setting Switches, Temperature Control Mixing Valve, 18" Long Supply Stop Flexible Connector Hoses

Drawn <b>KJG</b>	Checked <b>DMH</b>	Approved <b>JHB</b>
Scale: <b>NTS</b>		Date: <b>09/27/12</b>