

REFRIGERATOR MANUFACTURER
Turbo air
 more durable, convenient, beautiful

1250 Victoria St
 Carson, CA 90746
 Tel. 310-900-1000
 Fax. 310-900-1077
www.turboairinc.com

Project :	
Model # :	
Item # :	Qty :
Available W/H :	
Approval :	

Combination Cases

Display Cases
 Open Display Merchandisers

TWO FUNCTIONS IN ONE REFRIGERATOR

Model : TOM-W-60SB



FEATURES / BENEFITS

■ **MODERN DESIGN**

By harmonizing curvature and rigidity, our modern style product designs are user-friendly while maintaining the highest product visibility and aesthetics.

■ **LED LIGHTING INTERIOR DISPLAY SYSTEM**

Brighter and longer lasting LED lights provide attractive, enhanced illumination compared to fluorescents. It saves energy by producing less heat, while it maximizing the visibility in the display area.

■ **DESIGNED TO OPTIMIZE IMPULSE SALES**

Ideal for eye-catching displays and convenient access with fast service in high traffic area.

■ **ENVIRONMENTALLY FRIENDLY, EFFICIENT REFRIGERATION SYSTEM**

Turbo Air's refrigerators are designed with oversized and balanced environmentally friendly R-134A (CFC Free) refrigeration. These include large evaporators and condensers for faster cooling and balanced temperature throughout the cabinet.

■ **ATTRACTIVE GLASS SIDED ELEGANT EURO DESIGN**

Glass front shield and side walls optimize the merchandiser's display effects of fresh salads, sandwiches, desserts and beverages. Its elegant contemporary euro design will enhance any store application.

■ **NON-PEEL, DURABLE ANTI-RUST COATING ON THE EXTERIOR REDUCES FINGERPRINTS**

■ **STANDARD BACK-GUARD IMPROVES AIRFLOW**

■ **FOAMED WITH POLYURETHANE, HIGH-DENSITY CELL INSULATION (CFC FREE)**

■ **300 SERIES STAINLESS STEEL INTERIOR STANDARD INCLUDING BACK WALL, SHELVES AND DECK PANS**

■ **PERFORATED INTERIOR BACK WALL AND TOP FOR IMPROVED AIR FLOW**

■ **FRONT AIR INTAKE AND REAR AIR DISCHARGE**

■ **RECOMMENDED OPERATING CONDITIONS**

TOM models are designed to operate in an environment where temperature & humidity do not exceed 75°F and 55% respectively. Units should not be installed near HVAC vents, fans or doorways that will disrupt the air curtain and compromise the function of the cabinet. Air curtain models will run most efficiently when completely loaded with product.



Model	CU./FT. (Top/Bottom)	# of Shelves	HP	AMPS	Crated Weight (lbs.)	L x D x H (inches)
TOM-W-60SB	7.0 / 10.7	1	3/4	15.5	730	625/8 x 34 x 561/2

Model : TOM-W-60SB

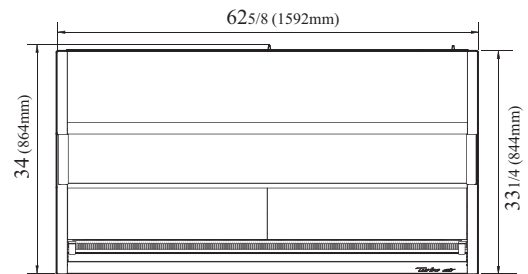
ELECTRICAL DATA	
Voltage	115/60/1
Plug Type	Ⓢ NEMA-5-20P
Full Load Amperes	15.5
Compressor HP	3/4
Refrigerant	R-134A
DIMENSIONAL DATA	
Net Capacity cu. ft. (Top / Bottom)	7.0 / 10.7
Ext. Length Overall in.	62 5/8 (1592mm)
Ext. Depth Overall in.	34 (864mm)
Ext. Height Overall in.	56 1/2 (1435mm)
Interior Dimensions (LxDxH) (Top)	59 1/2 x 13 x 15 3/4
Interior Dimensions (LxDxH) (Bottom)	59 1/2 x 24 1/8 x 13 7/8
Gross Weight lbs.	730
Net Weight lbs.	567
# of Shelves	1
Self Size	58 1/4 x 10 7/8

Design and specifications subject to change without notice.
Actual shipping weight may differ due to extra packing materials for product protection.

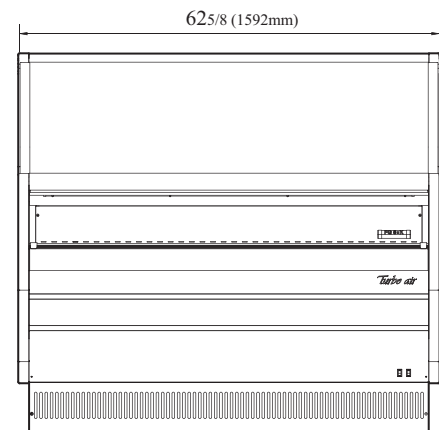
- **WARRANTY : 2 Year Parts and Labor Warranty**
Additional 3 Year Warranty on Compressor
- **SIMPLE PLUG-IN INSTALLATION**
- **PATENTED SELF-CONTAINED SYSTEM, NO PLUMBING REQUIRED**

PLAN VIEW

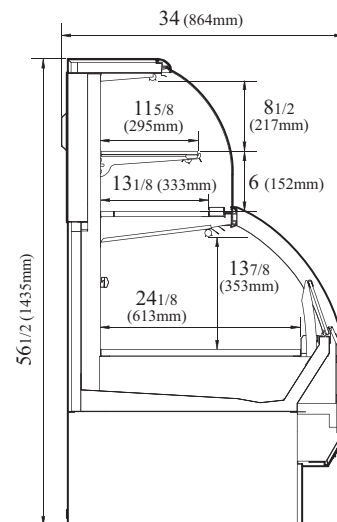
(unit : inch)



TOP VIEW



FRONT VIEW



SIDE VIEW

Ver.201301



- Turbo Air : 800-627-0032
- GK : 800-500-3519
- Warranty : 800-381-7770
- AC : 888-900-1002