

VICTORY

3779 Champion Blvd – Winston-Salem, NC 27105
888.845.9800 • Fax: 800.253.5168

www.victoryrefrigeration.com • email: sales@victoryrefrigeration.com



PROJECT: _____

LOCATION: _____

ITEM #: _____

QUANTITY: _____

BLAST CHILLER SHOCK FREEZER

BLAST CHILLER/SHOCK FREEZER REACH-IN, SELF-CONTAINED VBCF-16-140U-TM

STANDARD FEATURES

- Soft and Hard, Timed or Probe, Blast Chilling
- Soft and Hard, Timed or Probe, Shock Freezing
- Automatic Chilling/Freezing Cycle with Product
- Density Recognition (Multipoint Probe) PROBE SMART LOGIC
- One Touch Pre-Cooling Function
- Infinity Mode (Constant on Cycle) with Adjustable Set Point
- One, Heated 4 Point Multi Sensor Probe
- Automatic Recognition of the Core Probe
- Automatic Conservation Mode at End of Cycle
- On Board Recipe Book with 67 Pre-Set Programs
- 30 Free Memory Positions for Custom Programs
- Timed Manual Defrosting Cycle
- LCD Illuminated Temperature Display Standard
- One Touch Display of HACCP Alarms in Memory (HOW MANY)
- Adjustable Evaporator Fan Speed for Custom Cycles
- Adjustable stainless steel feet (range)

OPTIONS AND ACCESSORIES

- Printer
- RS-485 Serial Interface for Remote Monitoring
- Additional probes
- Vacuum bag probe
- UV Sterilization Light
- 5" Casters

THAW MODE

The system is driven by the control board which activates the heaters in order to defrost the food optimally according to its size. When ordering a unit with the thaw model option there are 3 programs that you can activate by pushing the thaw mode button one (th1) two (th2) or three (th3) times.

- Program **th1** is dedicated to food thickness of $\leq 2"$ and lasts 4hrs
- Program **th2** is dedicated to food thickness of $\leq 4"$ and lasts 8 hrs
- Program **th3** is dedicated to food thickness of $> 4"$ and lasts 12 hrs

Each program has a dedicated algorithm which varies temperatures in the different parts of the cycle to thaw the food. Once the thawing cycle is over the blast chiller/freezer automatically goes into the refrigeration hold mode and maintains 37°F.



NOTE: Not all marks refer to all models

1 Year Parts and Labor Warranty • 5 Year Compressor Warranty

Victory Refrigeration specification sheets are available online at www.victoryrefrigeration.com

APPROVALS:

BLAST CHILLER/SHOCK FREEZER REACH-IN, SELF-CONTAINED

VBCF CABINET CONSTRUCTION

Stainless steel AISI 30418/10 exterior and interior. Die-formed interior floor has rounded corners and central drain for easy cleaning. High density foamed in place CFC and HCFC free expanded polyurethane insulation (3.15" thick). Anti-condensation perimeter heating around door opening. Non toxic epoxy coated evaporator coil. One, heated, high precision 4 point multi-sensor core probe and adjustable stainless steel legs are standard.

VBCF DOOR CONSTRUCTION

Ergonomic vertical door handle and stainless steel AISI 304 18/10 construction. Snap in place magnetic gaskets Self closing doors with hold open stop at 100°.

VBCF REFRIGERATION SYSTEM

The self-contained refrigeration system uses R404A refrigerant and features a hermetically sealed compressor with overload protection. An evaporator fitted with a high flow rate fan insures maximum cooling efficiency. Indirect air flow fan assures highest product quality. Manual defrosting with door open on a timed cycle.

VBCF INTERIOR STORAGE ARRANGEMENTS

Stainless steel wire guide rack allows for maximum air circulation and can be easily removed without tools for cleaning. See specific model characteristics for pan capacity (number of pans and sizes). Pans not included. Spacing between pans is on 2.56" centers.

VBCF ELECTRONIC CONTROL SYSTEM

Highly visible and ergonomically positioned (recessed inside the door) electronic control with LCD display insures precise control of Blast Chilling (194° F to 37° F in 90 Minutes) or Shock Freezing (194° F to 0° F in 240 Minutes) Cycles. One touch hard and soft automatic blast chilling or shock freezing cycles based either on core probe temperature or timed cycle. Automatic recognition of the core probe and automatic conservation mode at the end of a cycle. One touch display of HACCP Alarms (power failure, cycle time out of HACCP required time, high temp, low temp) recorded in memory. The real time clock provides date, time, and duration of HACCP alarms (power failure, cycle time out of HACCP required time, high temp, low temp) recorded in memory. Will record up to 10 alarm events before over writing the first alarm and will keep the data for a minimum of 48 hours in case of a power failure. On board program memory holds 99 total cycles (68 factory pre-set recipes, up to 31 custom programs). Adjustable Evaporator Fan Speed button allows for regulation of the fan during the blast chilling or shock freezing cycle. Compressor protected by overload cut-out with automatic reset. Micro-switch control cuts out the evaporator fan and compressor whenever the door is opened.

CHARACTERISTICS

VBCF-16-140U-TM

DIMENSIONAL DATA

Width, Overall (in.)	33.5
Depth, Overall (in.)	33.5
Height Overall (with legs, in.)	76.8
Depth, Door Open 90°	65.4
Clear Door Height (in.)	43.7
Clear Door Width (in.)	28.7
Internal Depth (in.)	20.1
Wall Thickness (in.)	2.4
Sheet Pan Capacity	16
Size of Pans	18" x 26" x 1"
Centers Between Pans (in.)	2.56
Chilling Capacity in 90 min (lbs.)	140
Freezing Capacity in 240 min (lbs.)	100

ELECTRICAL DATA

Cabinet Voltage	208-240/3/60
NEMA Plug	15-20P
Total Amperes (A*)	13.2
Horse Power (HP)	2.3HP

REFRIGERATION DATA

Refrigerant	R404A
BTUH	9200
Climate Class	T

DIMENSIONS & WTS.

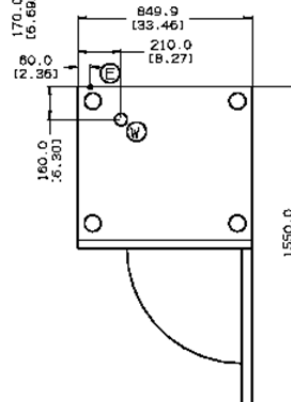
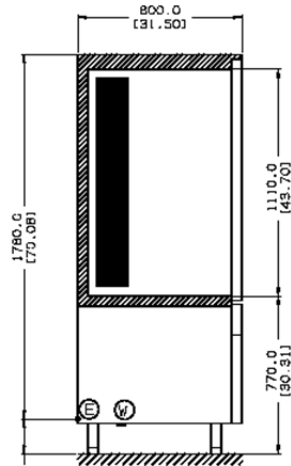
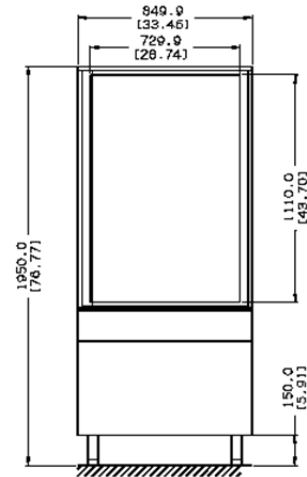
Crated H x W x D (in.)	85 x 37 x 38
Crated Weight (lbs.)	615
Uncrated Weight (lbs.)	518

NOISE LEVEL (dBA):

<70

VBCF Evap. Temp -10° F, Ambient Temp. 90° F

VBCF16-140U-TM



ⓔ ELECTRICAL CONNECTION

Ⓦ DRAIN CONNECTION

DIMENSIONS mm [in]

*no drain required,
unit has air defrosting system

We reserve the right to change specifications and product design without notice. Such revisions do not entitle the buyer to corresponding changes, improvements, additions or replacements for previously purchased equipment.

Dimensional tolerances +/- 1/4". Metric dimensions (MM)