

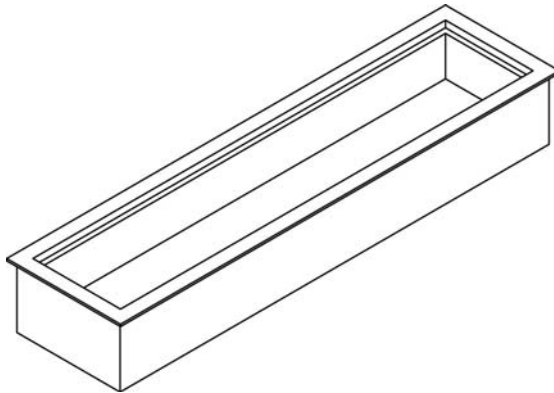


Over 90 Years Of Quality Foodservice
Products And Service

Job _____ Item No. _____

Ice Pans – Slim Line Non-Refrigerated Cold Pans

ICP-200SL ICP-300SL ICP-400SL



Model ICP-300SL

DESCRIPTION

Wells Slim Line Non-Refrigerated Drop-In Ice Pans are designed for narrow counters and to hold pre-chilled food products at serving temperatures. All models are completely self-contained in two to six-well models featuring CFC free insulation. Recessed top ledges lowers inset pans; keeping food colder and fresher and meet NSF-2 guidelines.

SPECIFICATIONS

Exterior – One-piece top flange and coved-corner interiors constructed of 18 gauge stainless steel. Exterior body constructed of heavy gauge, corrosion resistant steel.

Interior – CFC free foamed-in-place insulation through-out. Each pan features a 1" drain located in the center for easy cleaning, and recessed ledges for pan support.

STANDARD FEATURES

- Drop-in design
- NSF-2 compliant
- Hold standard 12" by 20" food pans and fractional sized pans
- Stainless steel top and liner for maximum strength and durability
- 1" drains per well for ease of cleaning
- Perforated bottom strainer plate conveniently holds ice above drain for ease of cleaning
- CFC free fully insulated
- Foamed-in place insulation keeps food cold while saving energy
- Recessed ledge for pan support and colder, fresher products
- Limited 1 year parts and labor warranty

OPTIONS & ACCESSORIES

- Divider bars for fractional pans
- 2nd year parts & labor warranty

CERTIFICATIONS



Sheet No. WELLSICPSL-02/12



Wells Bloomfield • 10 Sunnen Dr. St. Louis, MO 63143 U.S.A.
Phone : (314) 678-6314 • Fax (314) 781-3636
www.wellsbloomfield.com © 2012 Wells Bloomfield • Printed in the U.S.A.

NOTE: Specifications are subject to change without notice and are not intended for installation purposes. See installation instructions prior to installing the unit.

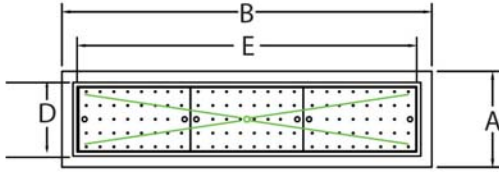


Over 90 Years Of Quality Foodservice Products And Service

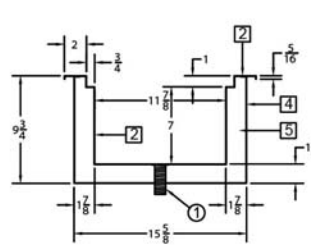
Ice Pans – Slim Line Non-Refrigerated Cold Pans

□ ICP-200SL □ ICP-300SL □ ICP-400SL

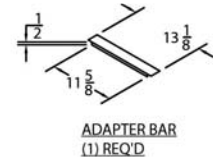
INCHES
MM



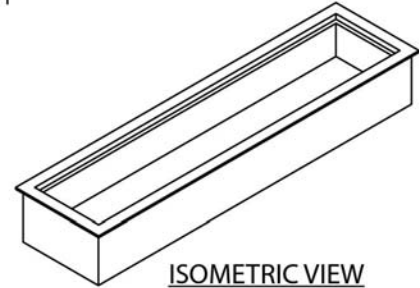
PLAN VIEW



SECTION THRU



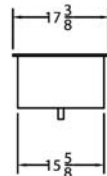
ADAPTER BAR
(1) REQ'D



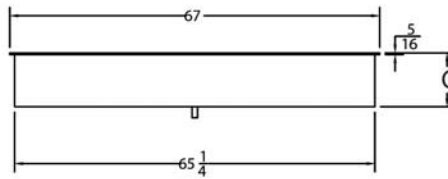
ISOMETRIC VIEW

ICP-300SL SHOWN

COUNTER CUTOUT:
65 1/2" X 15 7/8"



SIDE ELEVATION



FRONT ELEVATION

NOTE:
Specifications are subject to change without notice and are not intended for installation purposes. See installation instructions prior to installing the unit.

SPECIFICATIONS								SHIPPING INFORMATION							
Model Number	OVERALL DIMENSIONS			INTERIOR DIMENSIONS		CUT OUT DIMENSIONS		Model Number	WEIGHTS		CARTON DIMENSIONS			CRATE SIZE	
	A Front to Back Inches (MM)	B Left to Right Inches (MM)	C Height Inches (MM)	D Front to Back Inches (MM)	E Left to Right Inches (MM)	Width Front to Back Inches (MM)	Length Left to Right Inches (MM)		SHIPPING WEIGHT POUNDS (KG)	INSTALLED WEIGHT POUNDS (KG)	WIDTH Inches (MM)	DEPTH Inches (MM)	HEIGHT Inches (MM)	CUBIC FEET	CUBIC METERS
ICP-200SL	17-3/8 (441)	46-1/4 (1175)	9-3/4 (248)	11-7/8 (302)	40-3/4 (1035)	15-7/8 (403)	44-3/4 (1137)	ICP-200SL	182 (83)	176 (80)	18-7/8 (479)	47-1/4 (1200)	18 (457)	9.2	0.26
ICP-300SL	17-3/8 (441)	67 (1702)	9-3/4 (248)	11-7/8 (302)	61-1/2 (1562)	15-7/8 (403)	65-1/2 (1664)	ICP-300SL	194 (88)	187 (85)	18-7/8 (479)	68 (1727)	18 (457)	13.3	0.38
ICP-400SL	17-3/8 (441)	87-3/4 (2229)	9-3/4 (248)	11-7/8 (302)	82-1/4 (2089)	15-7/8 (403)	86-1/4 (2192)	ICP-400SL	258 (117)	250 (113)	18-7/8 (479)	88-3/4 (2254)	18 (457)	17.4	0.5

Due to periodic changes in designs, methods, procedures, policies and regulations, the specifications contained in this sheet are subject to change without notice. While Wells exercises good faith efforts to provide information that is accurate, we are not responsible for errors or omissions in information provided or conclusions reached as a result of using the specifications. By using the information provided, the user assumes all risks in connection with such use.



Wells Bloomfield • 10 Sunnen Dr. St. Louis, MO 63143 U.S.A.
Phone : (314) 678-6314 • Fax (314) 781-3636
www.wellsbloomfield.com © 2012 Wells Bloomfield • Printed in the U.S.A.

NOTE: Specifications are subject to change without notice and are not intended for installation purposes. See installation instructions prior to installing the unit.