



ACCESSORIES: ACB COUNTER MODEL ACHIEVER CHARBROILER

WOLF RANGE COMPANY



Model ACB47 With Backsplash, Plate Rail And Grate Options
Grates - Left To Right: Steel Round Rod(2), Cast Diamond(2), Griddle Plate(1) and Cast Straight(2)

- CUTTING BOARD**
- CONDIMENT RAIL**
- PLATE RAIL**
- BACKSPLASH**
- GRATE OPTIONS**
- GRIDDLE PLATE**

KEY FEATURES

- ▶ Stainless steel construction.
- ▶ Welded and smooth blended edges.
- ▶ Line matched to MSA,900RX griddles and VHP hotplate accessories.
- ▶ Cutting board accessory features stainless steel frame with removable board inserts. Inserts are 1" thick X 7" wide, Sani-TUFF® rubber NSF listed boards.
- ▶ Condiment rails will accommodate up to the following amounts of 1/6 size containers:
 - 25" model – 3
 - 36" model – 4
 - 47" model – 6
 - 60" model – 8
 - 72" model – 10
- ▶ Plate rails feature a full 12¼" deep stainless steel shelf.
- ▶ Back splash kit has 6" back and tapered sides.
- ▶ Variety of grate options available to fit your broiling needs. Grates are cast iron or welded standard steel construction.
- ▶ Griddle plate accessory is constructed of ¼" welded standard steel plate.
- ▶ One year limited parts and labor warranty.

ACCESSORIES: ACB Charbroiler



**GRIDDLE
CUTTING BOARD**

**CHARBROILER
CONDIMENT RAIL**

**HOTPLATE
PLATE RAIL**

Approved by _____

Date: _____

OPTIONAL FEATURES

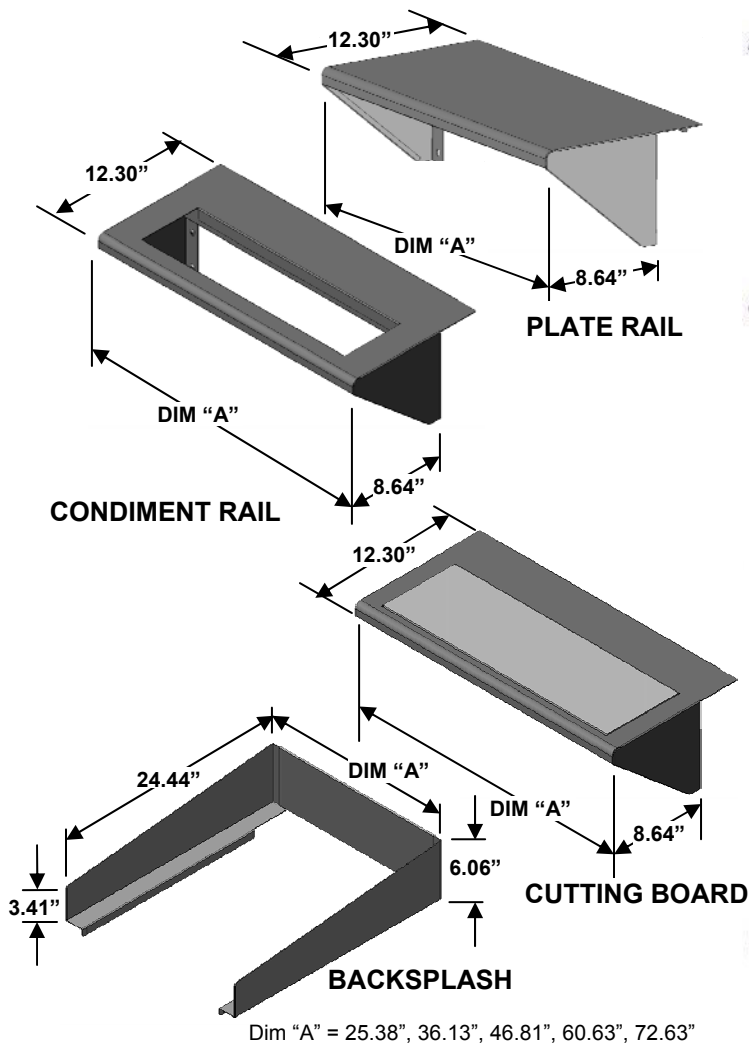
- ▶ Product variations available. See your sales representative for product variance requests.

WOLF RANGE COMPANY

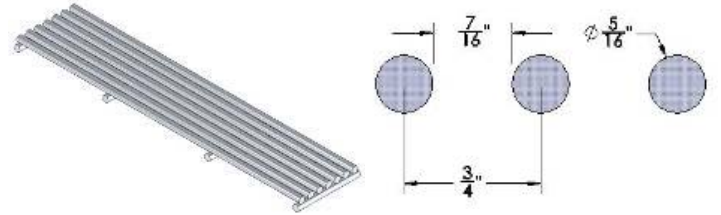
Wolf Range Company
Division of ITW Food Equipment Group LLC
(800) 366-9653
www.wolfrange.com



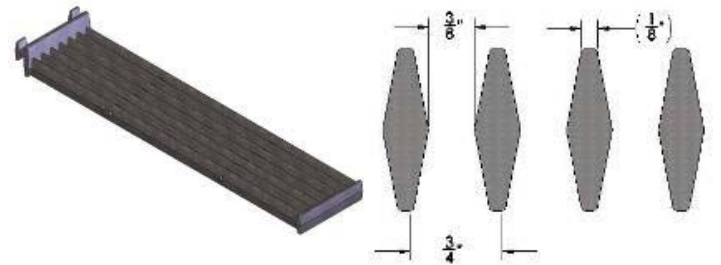
ACCESSORIES: ACB COUNTER MODEL ACHIEVER CHARBROILER



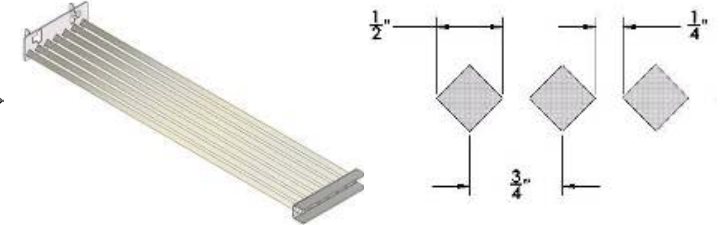
Dim "A" = 25.38", 36.13", 46.81", 60.63", 72.63"




GRATE-RR724



GRATE-CDIA24



GRATE-DIA24



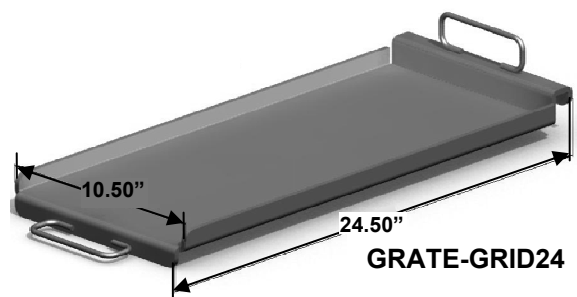
GRATE-CSTR24

All above grates are 5.25" wide X 24" long

| GRATES | |
|-----------------------------------|----------------|
| DESCRIPTION | ACCESSORY CODE |
| Round rod(1/2" welded steel rods) | GRATE-RR724 |
| Cast diamond(standard-cast iron) | GRATE-CDIA24 |
| Diamond fabricated(welded steel) | GRATE-DIA24 |
| Cast straight(cast iron) | GRATE-CSTR24 |
| Griddle Plate(welded 1/4" steel) | GRATE-GRID24 |

| ACCESSORY CODES | | | | |
|-----------------|---------------|----------------|---------------|---------------|
| MODEL # | PLATE RAIL | CONDIMENT RAIL | CUTTING BOARD | BACK SPLASH |
| VACB20 | PLTRAIL-ACB20 | N/A | N/A | BCKSPLH-ACB20 |
| VACB25 | PLTRAIL-ACB25 | CONRAIL-ACB25 | CUTBD-ACB25 | BCKSPLH-CB25 |
| VACB36 | PLTRAIL-ACB36 | CONRAIL-ACB36 | CUTBD-ACB36 | BCKSPLH-CB36 |
| VACB47 | PLTRAIL-ACB47 | CONRAIL-ACB47 | CUTBD-ACB47 | BCKSPLH-CB47 |
| VACB60 | PLTRAIL-ACB60 | CONRAIL-ACB60 | CUTBD-ACB60 | BCKSPLH-CB60 |
| VACB72 | PLTRAIL-ACB72 | CONRAIL-ACB72 | CUTBD-ACB72 | BCKSPLH-CB72 |

*Two piece board



GRATE-GRID24

NOTE: In line with its policy to continually improve its product, Wolf Range Company reserves the right to change materials and specifications without notice.

This appliance is manufactured for commercial use only and is not intended for home use.